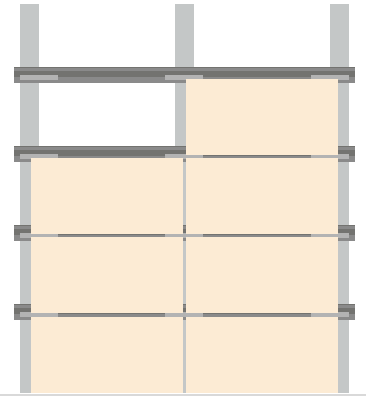


frontek

Frontek ceramic panel: Super Plus System





PRODUCT DESCRIPTION

FRONTEK PANELS FOR VENTILATED FAÇADES

ADVANTAGES OF VENTILATED FAÇADES

Ventilated façades main difference with other façade solutions consists on the inclusion of an external layer, separated from the main wall by an air chamber. This allows to improve the waterproofing, acoustic, thermal and aesthetic properties.

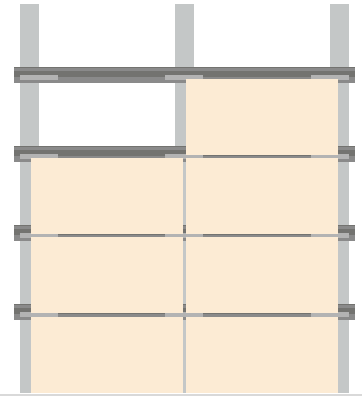
The main components in a ventilated façade are:

- Covering: the skin of the building, composed by ceramic plates.
- Anchoring structure: elements that support and fix the covering against forces.
- Air chamber: between the covering and the insulation.
- Insulation and waterproofing: applied on the outer face of the supporting wall.
- Supporting wall: it transmits the forces to the main building structure.

ADVANTAGES OF FRONTEK

Frontek extruded ceramic panels are the best solution for ventilated façade covering, as long as it has several functional and construction advantages:

- Easy and quick to install
- Great strength and durability
- Lightness of the system
- Replacing individual tiles
- Excellent stability of the ceramic covering, without risk of cracking or detachment.
- Removing condensation on the inner wall face
- Weather protection
- Low maintenance
- Easy to clean
- Aesthetic beauty



SUPER PLUS SYSTEM

STRENGTH SOLUTION FOR HIGH REQUIREMENTS

SUPER PLUS SYSTEM FOR FRONTEK PIECES:

This highly technical solution is specially designed for the toughest construction requirements. While it is fast and easy to assemble, horizontal bars provide more resistance against high wind forces and allows bigger distance between vertical profiles.

Frontek panels can easily be mounted and replaced by sliding the fitting clips along the horizontal bar making it easy to maintain.

SYSTEM DESCRIPTION:

The skin of the building consists on Frontek ceramic plates, which protect the main wall against sunlight, rain and wind.

Frontek panels are sustained by the anchoring structure, comprising extruded aluminum clips that fit easily onto the horizontal guides.

The support system consists on horizontal extruded aluminum bars screwed to vertical squared-shaped profiles. This horizontal guides provide more stability and strenght and transfers the loads to the vertical sections. The vertical structure is responsible for transmitting the forces of walls, floors, etc ... to the building structure.

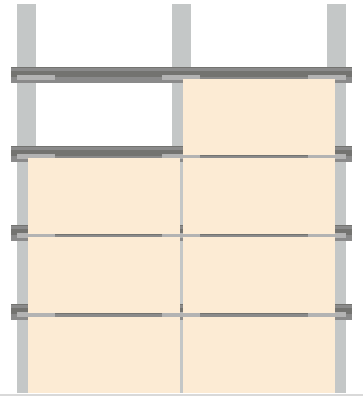
The vertical structure is fixed to the bearing wall by supporting steel brackets. Retaining brackets are added in order to help to prevent horizontal movement of the vertical profiles against wind forces.

The target of this ventilated façade system is to create an air chamber between the coating and the insulation material, which lets the air flow up with the consequent thermal, acoustic, and aesthetic benefits.



frontek


Frontek ceramic panel. Super Plus System



PICTURES DOSSIER

WHEN REALITY SURPASS EXPECTATIONS

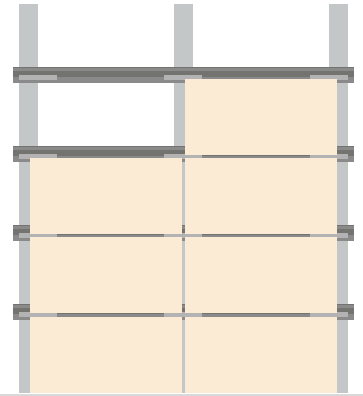
SUPER PLUS SYSTEM ASSEMBLY PROCESS



frontek

Frontek ceramic panel. Super Plus System





TECHNICAL DOSSIER

WE HELP YOU TO BUILD YOUR DREAM

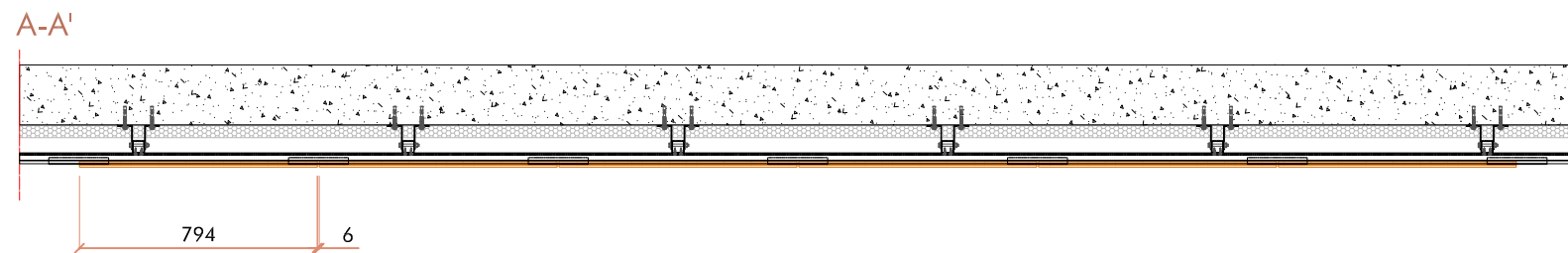
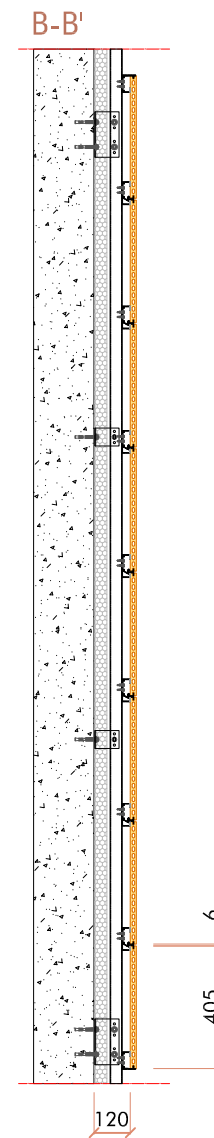
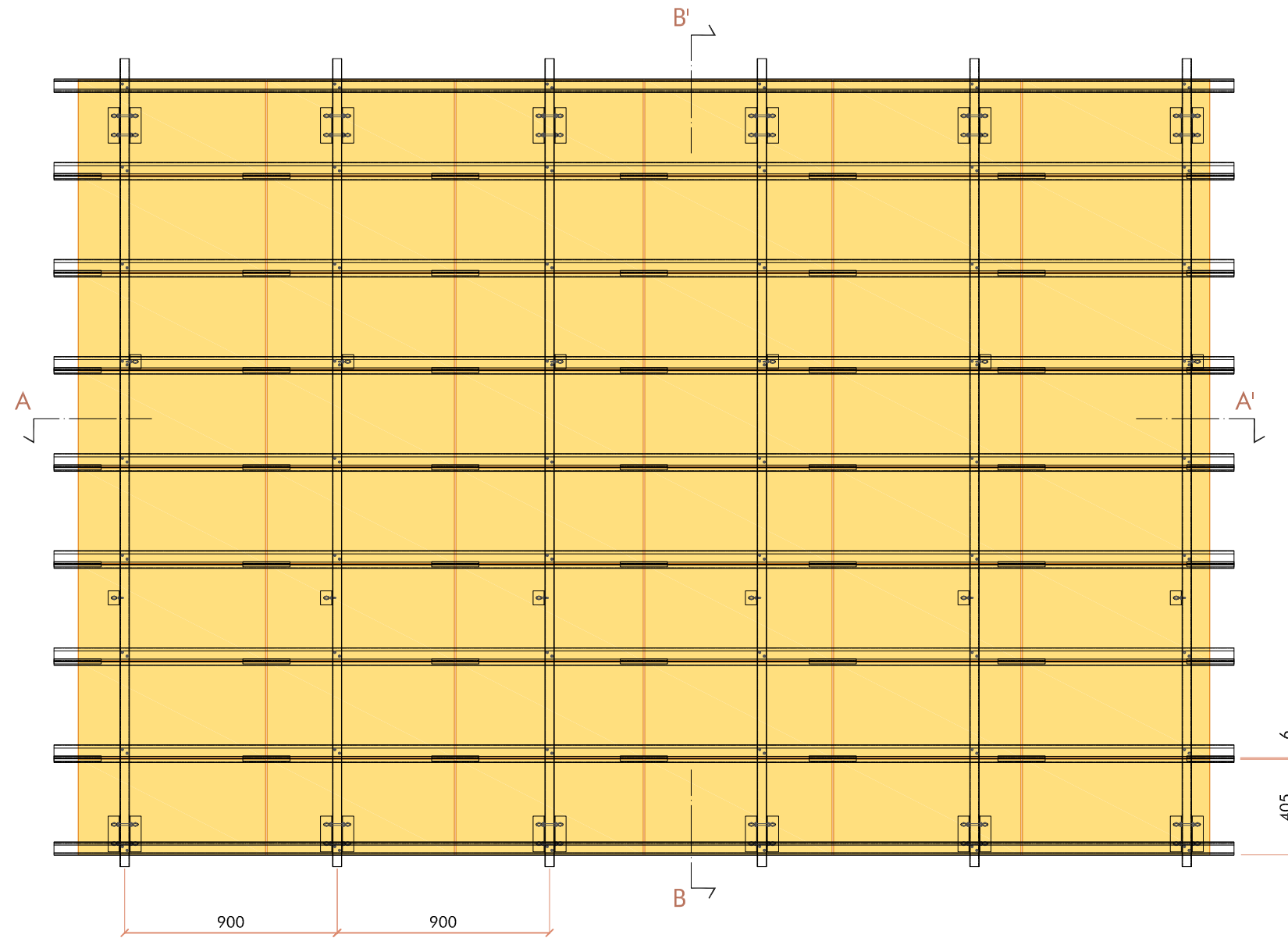
INDEX OF DRAWINGS IN A3 FORMAT:

- 1- FRONTEK STANDARD MODULE
- 2- ELEMENTS AND ACCESORIES
- 3- HORIZONTAL PROFILES WITH FRONTEK PIECES
- 4- SECTION PROPERTIES
- 5- ELEMENTS DETAILS
- 6- DETAILS
 - 6.1- VERTICAL SECTION
 - 6.2- HORIZONTAL SECTION
 - 6.3- CORNER. HORIZONTAL SECTION
 - 6.4- TOP CLADDING. VERTICAL SECTION
 - 6.5- BOTTOM. VERTICAL SECTION
 - 6.6- WINDOW. HORIZONTAL SECTION
 - 6.7- WINDOW. VERTICAL SECTION

Super Plus System

FRONTEK STANDARD MODULE

SUPERPLUS SYSTEM



frontek

· technologic ceramics ·

Shanghai: +86 021 5273 0108
Guangzhou: +86 020 8944 7597
info@frontekbuild.com

PROJECT -

CLIENT -

ARCHITECT -

CONSULTANT -

KEY PLAN/ELEVATION
STANDARD MODULE
SUPERPLUS SYSTEM

DESIGN -

DRAWING BEATRIZ QUINTANA

REVIEW -

SCALE 1/250 SIZE A3

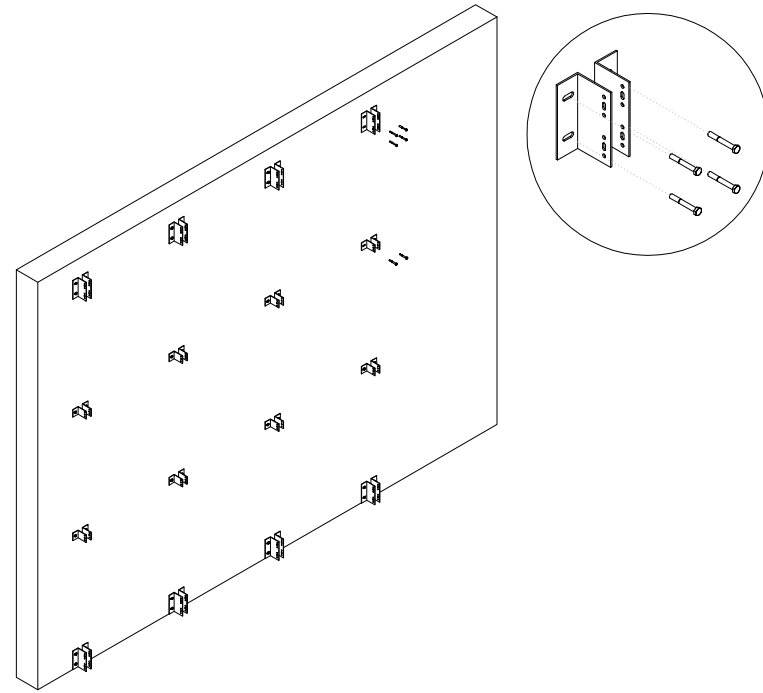
UNITS MM

SHEET 01-01

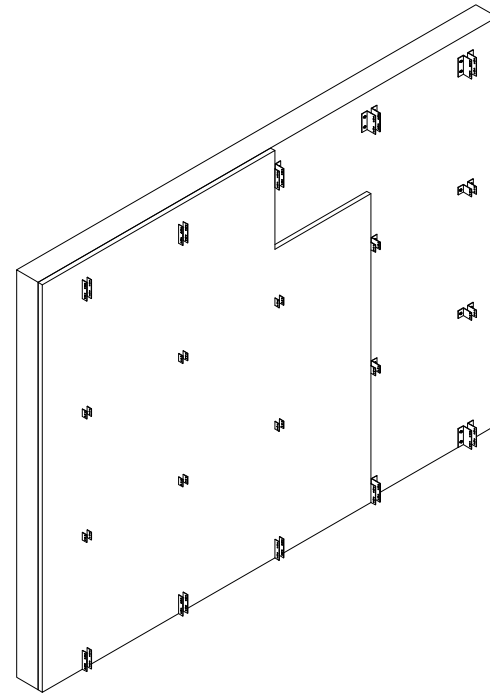
DATE 2015-05-05

Super Plus System

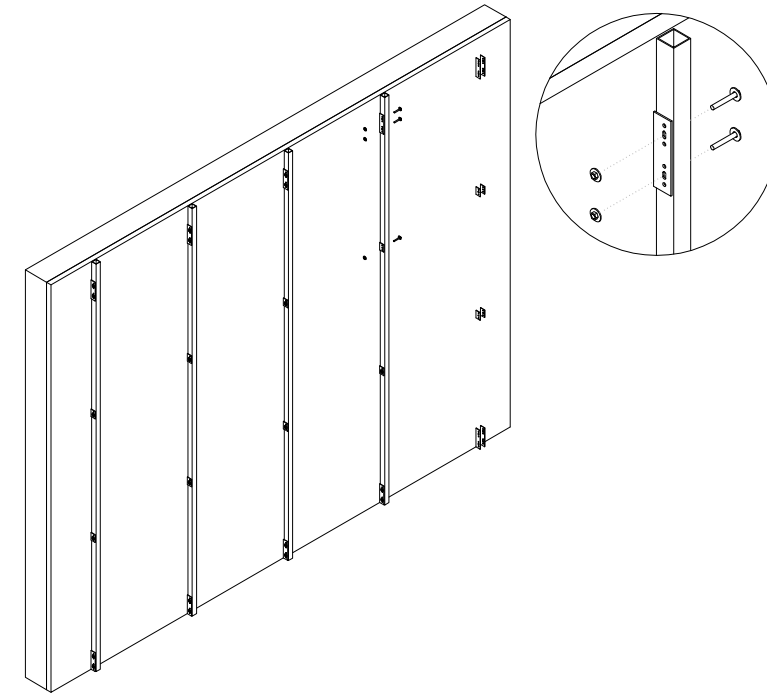
FRONTEK STANDARD MODULE. CONSTRUCTION DIAGRAM



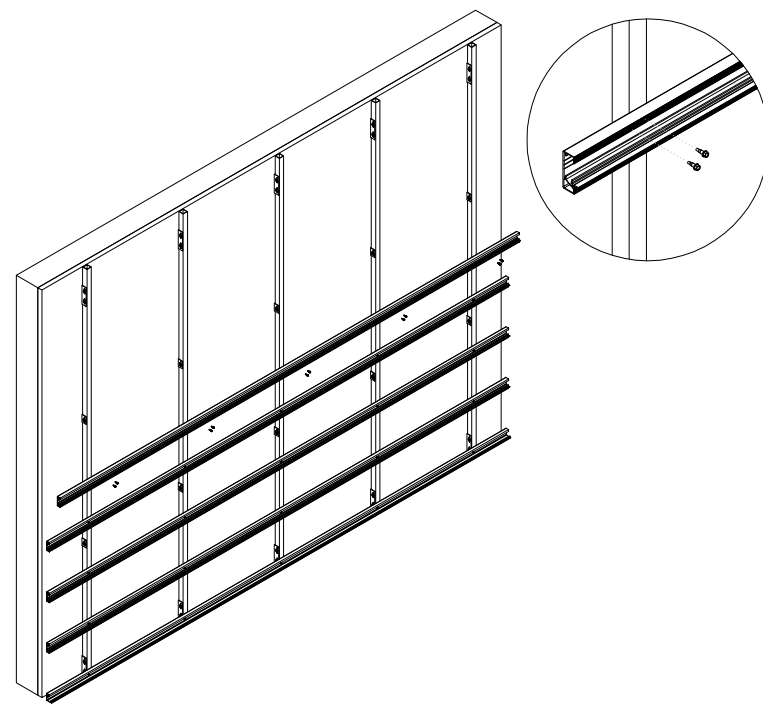
1. FIX BRACKETS TO SUPPORTING WALL



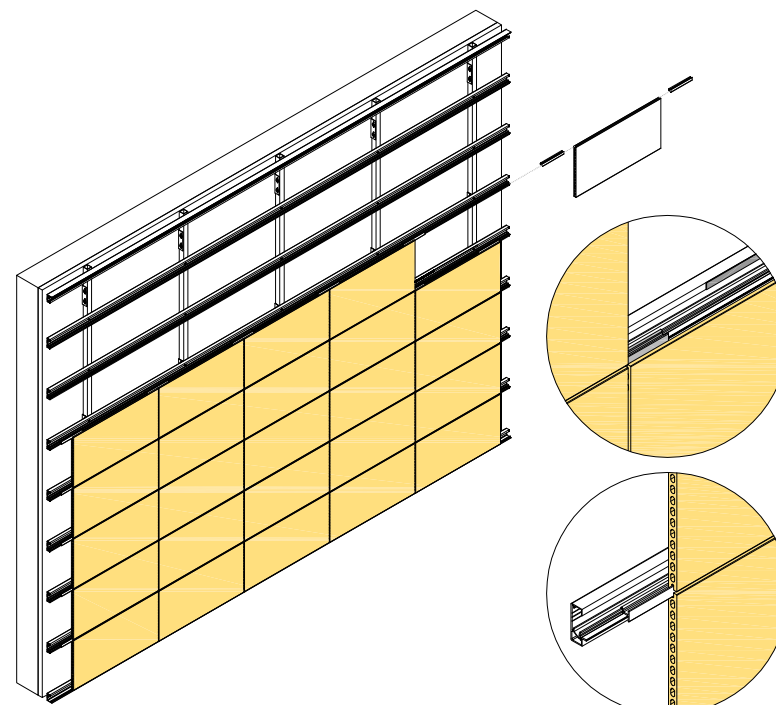
2. APPLY INSULATION



3. SCREW VERTICAL PROFILES TO BRACKETS



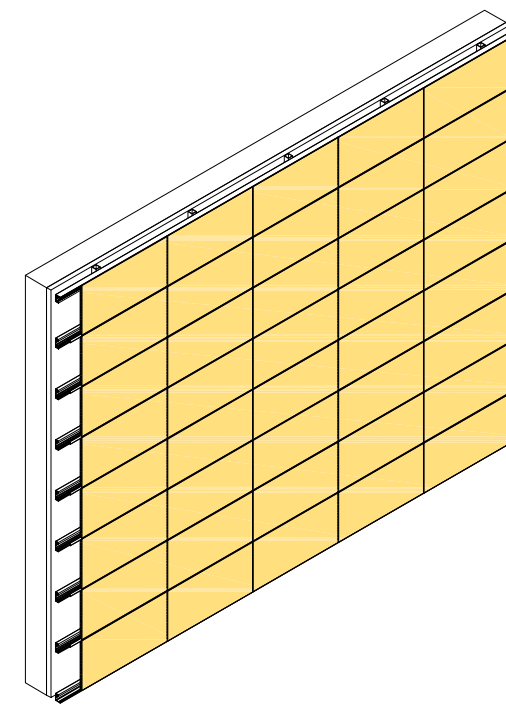
4. SCREW HORIZONTAL PROFILES TO VERTICAL PROFILES



5. SLIDE CLIPS ON HORIZONTAL PROFILES

6. APPLY GLUE LINE ON HORIZONTAL PROFILES

7. SLIDE PANELS ON CLIPS



8. FINISHED SUPER PLUS SYSTEM MODULE

frontek

· technologic ceramics ·

Shanghai: +86 021 5273 0108
Guangzhou: +86 020 8944 7597
info@frontekbuild.com

PROJECT -

CLIENT -

ARCHITECT -

CONSULTANT -

KEY PLAN/ELEVATION
STANDARD MODULE

DESIGN -

DRAWING BEATRIZ QUINTANA



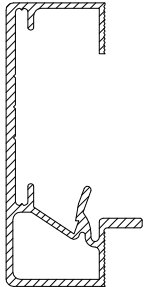
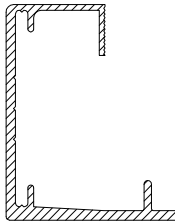

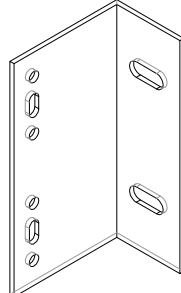
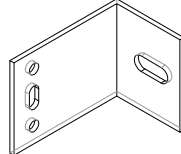
REVIEW -

SCALE 1/250 SIZE A3

UNITS MM

SHEET 01-02

DATE 2015-05-05

DRAWING	REF	DESCRIPTION & PROPERTIES
	PC 001	TUBE SHAPED PROFILE FOR VERTICAL STRUCTURE
	PC 021	VERTICAL SUPPORT TUBE FOR TUBE SHAPED PROFILES UNION
	GG 7385	GRECOGRES STANDARD HORIZONTAL PROFILE
	GG 7387	GRECO GRES TOP/BOTTOM HORIZONTAL PROFILE
	EC 7386	GRECO GRES CLIP FOR HORIZONTAL PROFILE
	ECI 108	SUPPORTING BRACKET L= 150mm, THICKNESS= 3mm. 2 SLOTTED HOLES FOR WALL FIXING + 2 SLOTTED HOLES AND 2 DRILL HOLES FOR WALL FIXING.
	ECI 102	RETAINING BRACKET L= 60mm, THICKNESS =3mm. 1 SLOTTED HOLE FOR WALL FIXING + 1 SLOTTED HOLE AND DRILL HOLE FOR PROFILE FIXING

Super Plus System

ELEMENTS AND ACCESORIES

frontek

· technologic ceramics ·

Shanghai: +86 021 5273 0108
Guangzhou: +86 020 8944 7597
info@frontekbuild.com

PROJECT -

CLIENT -

ARCHITECT -

CONSULTANT -

KEY PLAN/ELEVATION
ELEMENTS AND ACCESORIES

DESIGN -

DRAWING BEATRIZ QUINTANA




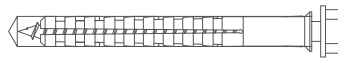
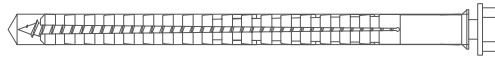
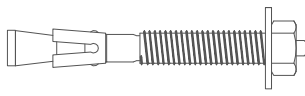




REVIEW -

SCALE 1/20 SIZE A3

UNITS MM

SHEET 02-02

DATE 2015-05-05

DRAWING	REF	DESCRIPTION & PROPERTIES
	ECI 010	BIT END SELF DRILLING SCREW DIN 7504 STAINLESS STEEL, HEXAGON HEAD 5,5x1 9.
	ECI 012	DIN 7504 SCREW WITH A2 FLAT HEAD 4,2x12,7
	ECI 026	ENSEMBLE STAINLESS SCREW DIN 933 M8x80 HEX. HEAD+ 2 LARGE WASHERS +1 NUT.
	GMP 018	ENSEMBLE LAG SCREW DIN 571 M8X80 HEXAGONAL HEAD WITH LARGE WASHER AND NYLON RAWPLUG ASSEMBLED
	GMP 028	ENSEMBLE LAG SCREW DIN 571 M8X120 HEXAGONAL HEAD WITH LARGE WASHER AND NYLON RAWPLUG ASSEMBLED
	GMP 021	EXPANSION ANCHOR 8x75 LARGE WASHER
	GMP 051	EXPANSION ANCHOR 8x110 LARGE WASHER
	ECG 115	SELF DRILLING SCREW FOR IRON THICKNESS UP TO 8 MM
	ECG 025-8	THREADED STUD FOR ZIN CHEMICAL 8X100
	ECG 025-12	THREADED STUD FOR ZIN CHEMICAL 12X160

Super Plus System

ELEMENTS AND ACCESORIES

frontek

· technologic ceramics ·

Shanghai: +86 021 5273 0108
Guangzhou: +86 020 8944 7597
info@frontekbuild.com

PROJECT -

CLIENT -

ARCHITECT -

CONSULTANT -

KEY PLAN/ELEVATION
ELEMENTS AND ACCESORIES

DESIGN -

DRAWING BEATRIZ QUINTANA


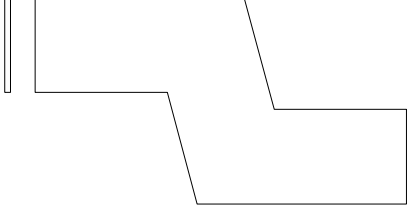
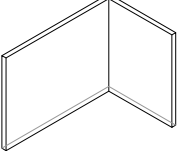
REVIEW -

SCALE 1/20 SIZE A3

UNITS MM

SHEET 02-03

DATE 2015-05-05

DRAWING	REF	DESCRIPTION & PROPERTIES
	PC 022	GUSSET PLATE FOR HORIZONTAL PROFILE
	PC 023	GUSSET PLATE FOR UNION BETWEEN STANDARD HORIZONTAL PROFILE AND FOOTING IN GUTTERS
	SP 030	GUSSET PLATE FOR 90° TURNS IN HORIZONTAL PROFILES

Super Plus System

PROFILES WITH FRONTEK PIECES

frontek

· technologic ceramics ·

Shanghai: +86 021 5273 0108
Guangzhou: +86 020 8944 7597
info@frontekbuild.com

PROJECT -

CLIENT -

ARCHITECT -

CONSULTANT -

KEY PLAN/ELEVATION
CLAMPS WITH FRONTEK PIECES

DESIGN -

DRAWING BEATRIZ QUINTANA

REVIEW -

SCALE 1/10 SIZE A3

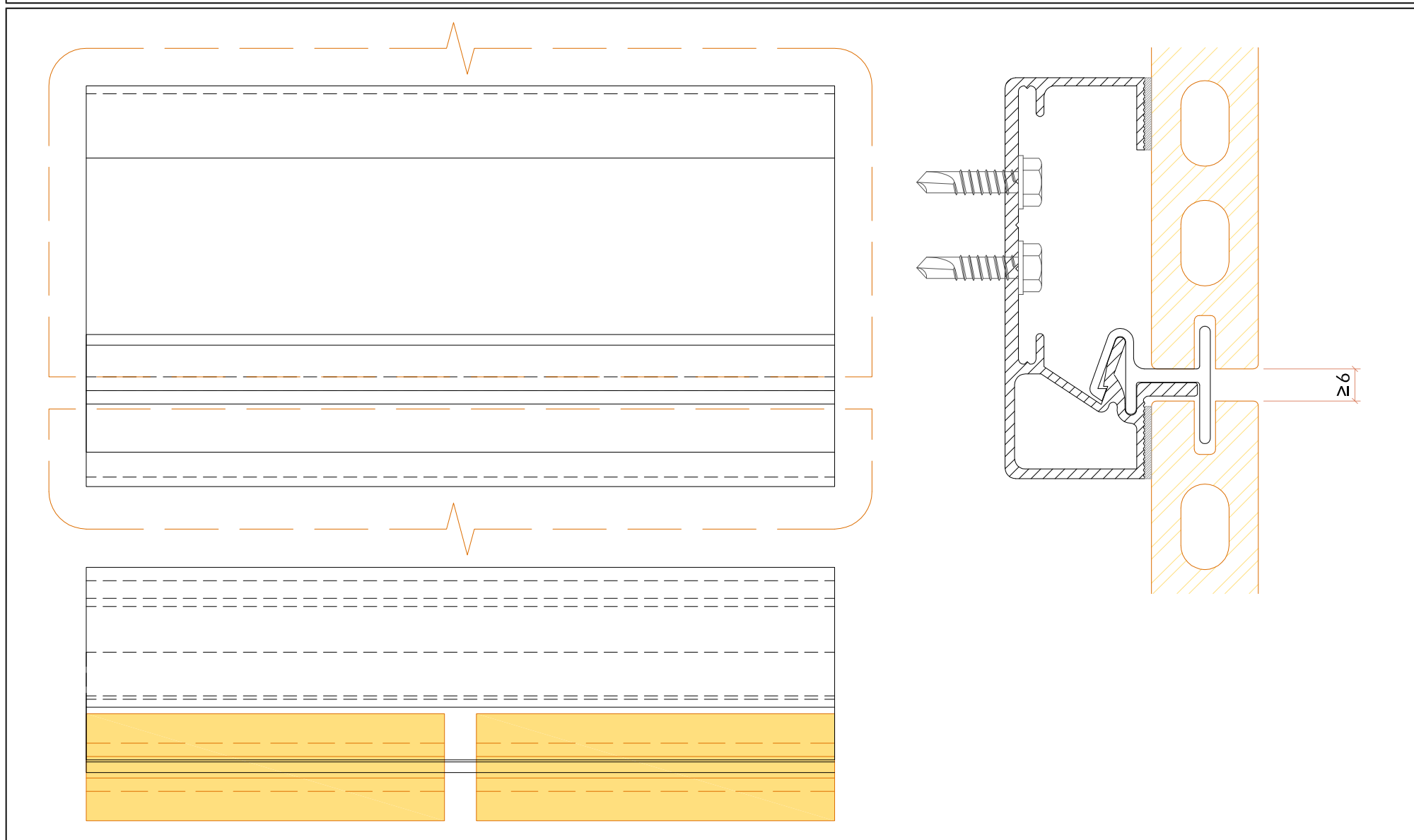
UNITS MM

SHEET 03-01

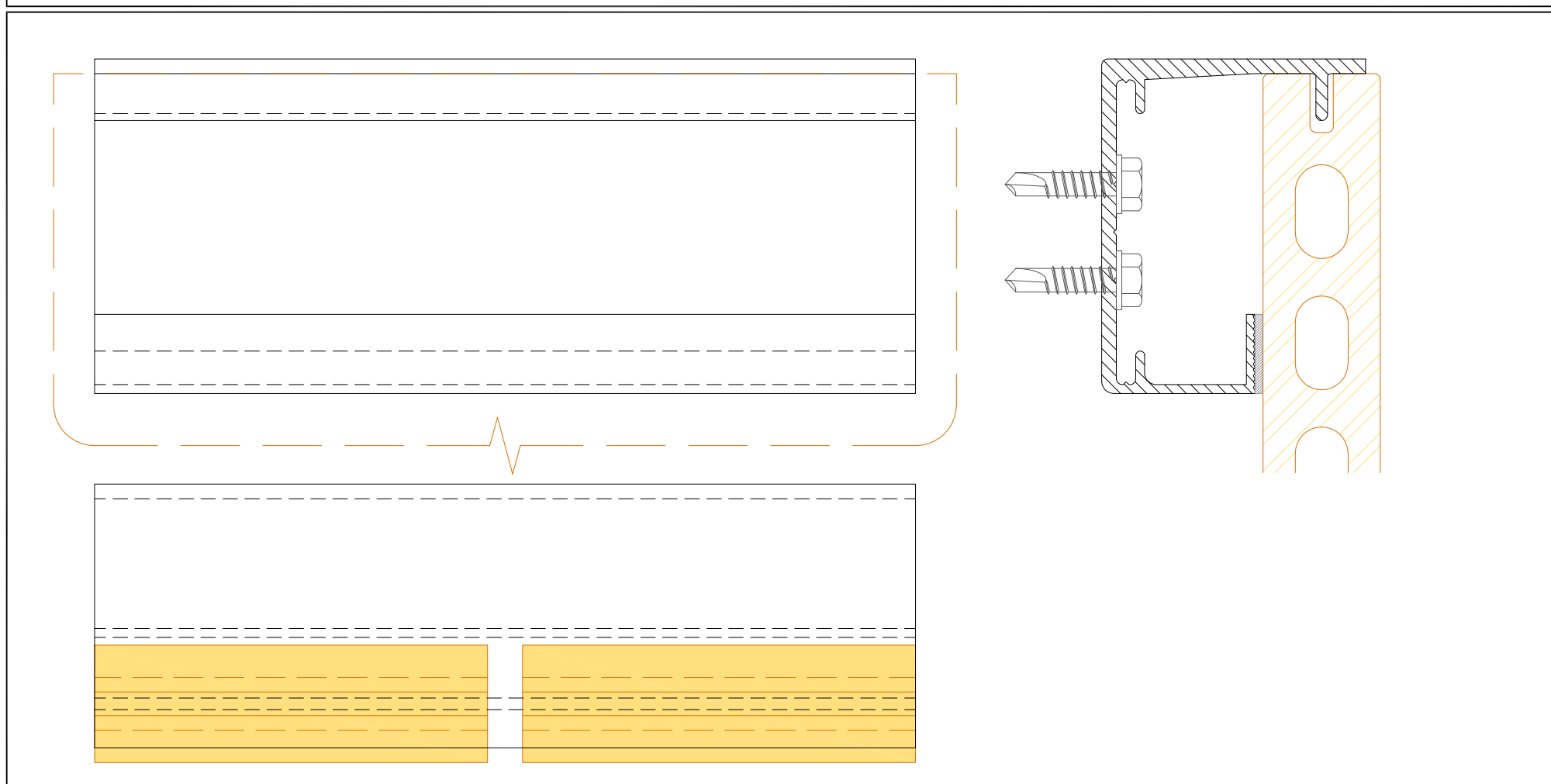
DATE 2015-05-05

PROFILES WITH PIECES

GRECO GRES STANDARD HORIZONTAL PROFILE



GRECO GRES TOP/BOTTOM HORIZONTAL PROFILE



PROJECT	-
CLIENT	-
ARCHITECT	-
CONSULTANT	-
KEY PLAN/ELEVATION SECTION PROPERTIES	
DESIGN	-
DRAWING	BEATRIZ QUINTANA
REVIEW	-
SCALE	1/20
SIZE	A3
UNITS	MM
SHEET	04-01
DATE	2015-05-05

DRAWING	REF	DESCRIPTION & PROPERTIES																										
	PC001	<p>DESCRIPTION Aluminum horizontal squared profile</p> <table border="1"> <tr> <td>AREA (cm²)</td> <td colspan="2">3.040</td> </tr> <tr> <td rowspan="2">DELIMITATION SQUARE (cm)</td> <td>X:</td> <td>-2.000, 2.000</td> </tr> <tr> <td>Y:</td> <td>-2.000, 2.000</td> </tr> <tr> <td rowspan="2">CENTRE OF GRAVITY (cm)</td> <td>X:</td> <td>0.00</td> </tr> <tr> <td>Y:</td> <td>0.00</td> </tr> <tr> <td rowspan="2">MOMENT OF INERTIA (cm⁴)</td> <td>X:</td> <td>7.337</td> </tr> <tr> <td>Y:</td> <td>7.337</td> </tr> <tr> <td>PRODUCT OF INERTIA (cm⁴)</td> <td>XY:</td> <td>0.000</td> </tr> <tr> <td rowspan="2">TURNING RADIUS (cm)</td> <td>X:</td> <td>1.553</td> </tr> <tr> <td>Y:</td> <td>1.553</td> </tr> </table>	AREA (cm ²)	3.040		DELIMITATION SQUARE (cm)	X:	-2.000, 2.000	Y:	-2.000, 2.000	CENTRE OF GRAVITY (cm)	X:	0.00	Y:	0.00	MOMENT OF INERTIA (cm ⁴)	X:	7.337	Y:	7.337	PRODUCT OF INERTIA (cm ⁴)	XY:	0.000	TURNING RADIUS (cm)	X:	1.553	Y:	1.553
AREA (cm ²)	3.040																											
DELIMITATION SQUARE (cm)	X:	-2.000, 2.000																										
	Y:	-2.000, 2.000																										
CENTRE OF GRAVITY (cm)	X:	0.00																										
	Y:	0.00																										
MOMENT OF INERTIA (cm ⁴)	X:	7.337																										
	Y:	7.337																										
PRODUCT OF INERTIA (cm ⁴)	XY:	0.000																										
TURNING RADIUS (cm)	X:	1.553																										
	Y:	1.553																										
	PC002	<p>DESCRIPTION Aluminum horizontal T profile</p> <table border="1"> <tr> <td>AREA (cm²)</td> <td colspan="2">3.121</td> </tr> <tr> <td rowspan="2">DELIMITATION SQUARE (cm)</td> <td>X:</td> <td>-5.000, 5.000</td> </tr> <tr> <td>Y:</td> <td>-4.795, 1.235</td> </tr> <tr> <td rowspan="2">CENTRE OF GRAVITY (cm)</td> <td>X:</td> <td>0.00</td> </tr> <tr> <td>Y:</td> <td>0.00</td> </tr> <tr> <td rowspan="2">MOMENT OF INERTIA (cm⁴)</td> <td>X:</td> <td>9.889</td> </tr> <tr> <td>Y:</td> <td>16.008</td> </tr> <tr> <td>PRODUCT OF INERTIA (cm⁴)</td> <td>XY:</td> <td>0.00</td> </tr> <tr> <td rowspan="2">TURNING RADIUS (cm)</td> <td>X:</td> <td>1.780</td> </tr> <tr> <td>Y:</td> <td>2.265</td> </tr> </table>	AREA (cm ²)	3.121		DELIMITATION SQUARE (cm)	X:	-5.000, 5.000	Y:	-4.795, 1.235	CENTRE OF GRAVITY (cm)	X:	0.00	Y:	0.00	MOMENT OF INERTIA (cm ⁴)	X:	9.889	Y:	16.008	PRODUCT OF INERTIA (cm ⁴)	XY:	0.00	TURNING RADIUS (cm)	X:	1.780	Y:	2.265
AREA (cm ²)	3.121																											
DELIMITATION SQUARE (cm)	X:	-5.000, 5.000																										
	Y:	-4.795, 1.235																										
CENTRE OF GRAVITY (cm)	X:	0.00																										
	Y:	0.00																										
MOMENT OF INERTIA (cm ⁴)	X:	9.889																										
	Y:	16.008																										
PRODUCT OF INERTIA (cm ⁴)	XY:	0.00																										
TURNING RADIUS (cm)	X:	1.780																										
	Y:	2.265																										
	PC7453	<p>DESCRIPTION Aluminum horizontal Omega profile</p> <table border="1"> <tr> <td>AREA (cm²)</td> <td colspan="2">3.221</td> </tr> <tr> <td rowspan="2">DELIMITATION SQUARE (cm)</td> <td>X:</td> <td>-5.000, 5.000</td> </tr> <tr> <td>Y:</td> <td>-1.596, 0.904</td> </tr> <tr> <td rowspan="2">CENTRE OF GRAVITY (cm)</td> <td>X:</td> <td>0.00</td> </tr> <tr> <td>Y:</td> <td>0.00</td> </tr> <tr> <td rowspan="2">MOMENT OF INERTIA (cm⁴)</td> <td>X:</td> <td>2.662</td> </tr> <tr> <td>Y:</td> <td>19.055</td> </tr> <tr> <td>PRODUCT OF INERTIA (cm⁴)</td> <td>XY:</td> <td>0.00</td> </tr> <tr> <td rowspan="2">TURNING RADIUS (cm)</td> <td>X:</td> <td>0.909</td> </tr> <tr> <td>Y:</td> <td>2.432</td> </tr> </table>	AREA (cm ²)	3.221		DELIMITATION SQUARE (cm)	X:	-5.000, 5.000	Y:	-1.596, 0.904	CENTRE OF GRAVITY (cm)	X:	0.00	Y:	0.00	MOMENT OF INERTIA (cm ⁴)	X:	2.662	Y:	19.055	PRODUCT OF INERTIA (cm ⁴)	XY:	0.00	TURNING RADIUS (cm)	X:	0.909	Y:	2.432
AREA (cm ²)	3.221																											
DELIMITATION SQUARE (cm)	X:	-5.000, 5.000																										
	Y:	-1.596, 0.904																										
CENTRE OF GRAVITY (cm)	X:	0.00																										
	Y:	0.00																										
MOMENT OF INERTIA (cm ⁴)	X:	2.662																										
	Y:	19.055																										
PRODUCT OF INERTIA (cm ⁴)	XY:	0.00																										
TURNING RADIUS (cm)	X:	0.909																										
	Y:	2.432																										

frontek

· technologic ceramics ·

Shanghai: +86 021 5273 0108
Guangzhou: +86 020 8944 7597
info@frontekbuild.com

PROJECT -

CLIENT -

ARCHITECT -

CONSULTANT -

KEY PLAN/ELEVATION
ELEMENTS DETAILS

DESIGN -

DRAWING BEATRIZ QUINTANA

REVIEW -

SCALE 1/10 SIZE A3

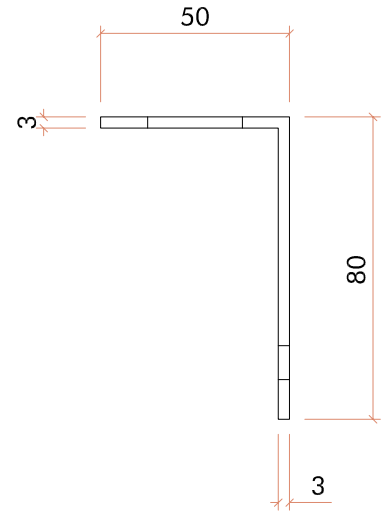
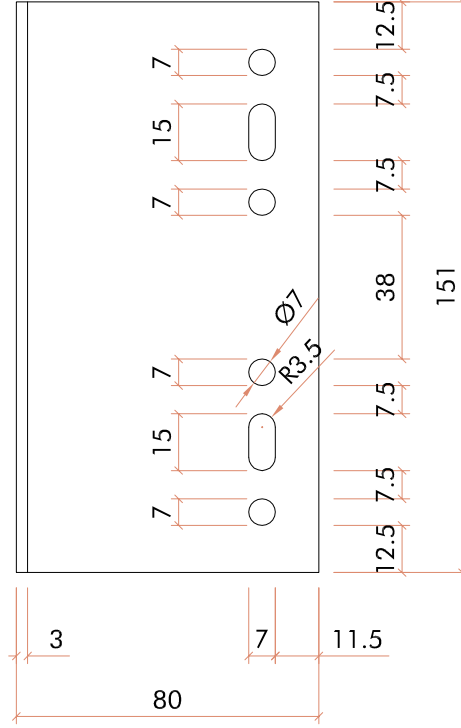
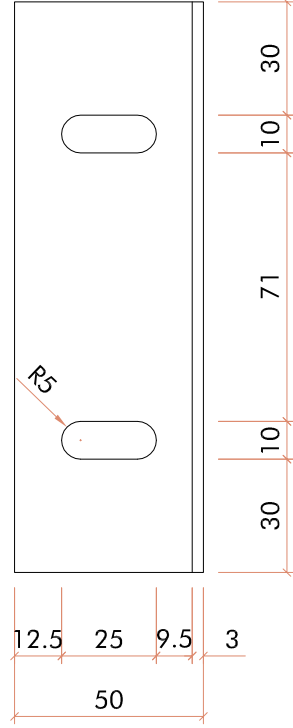
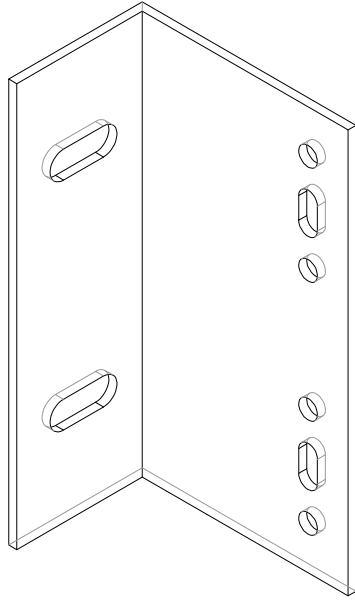
UNITS MM

SHEET 05-02

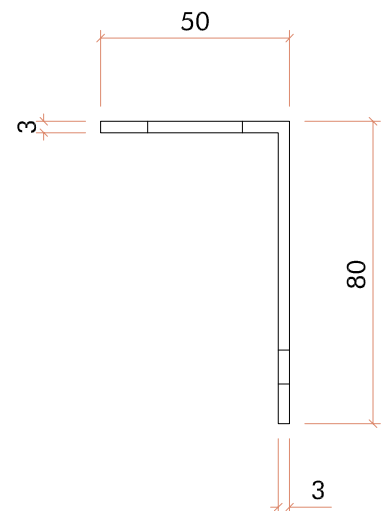
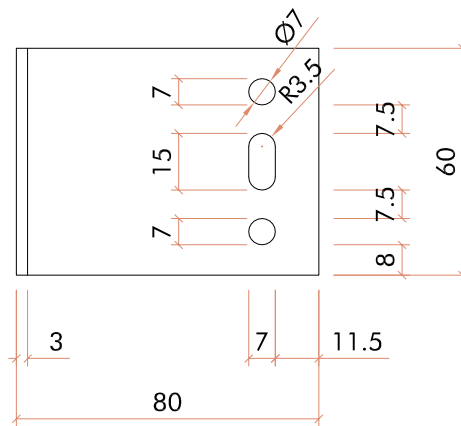
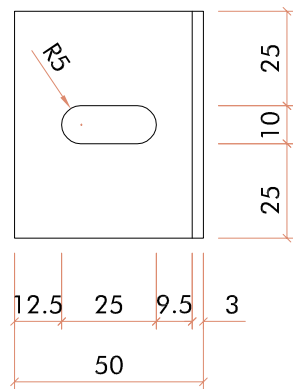
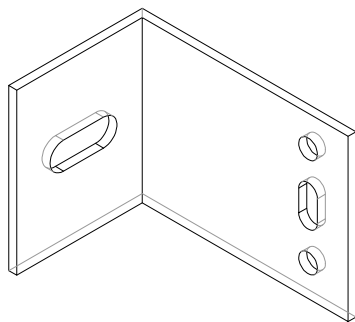
DATE 2015-05-05

BRACKETS DETAIL

SUPPORTING BRACKET L = 151MM THICKNESS = 3MM

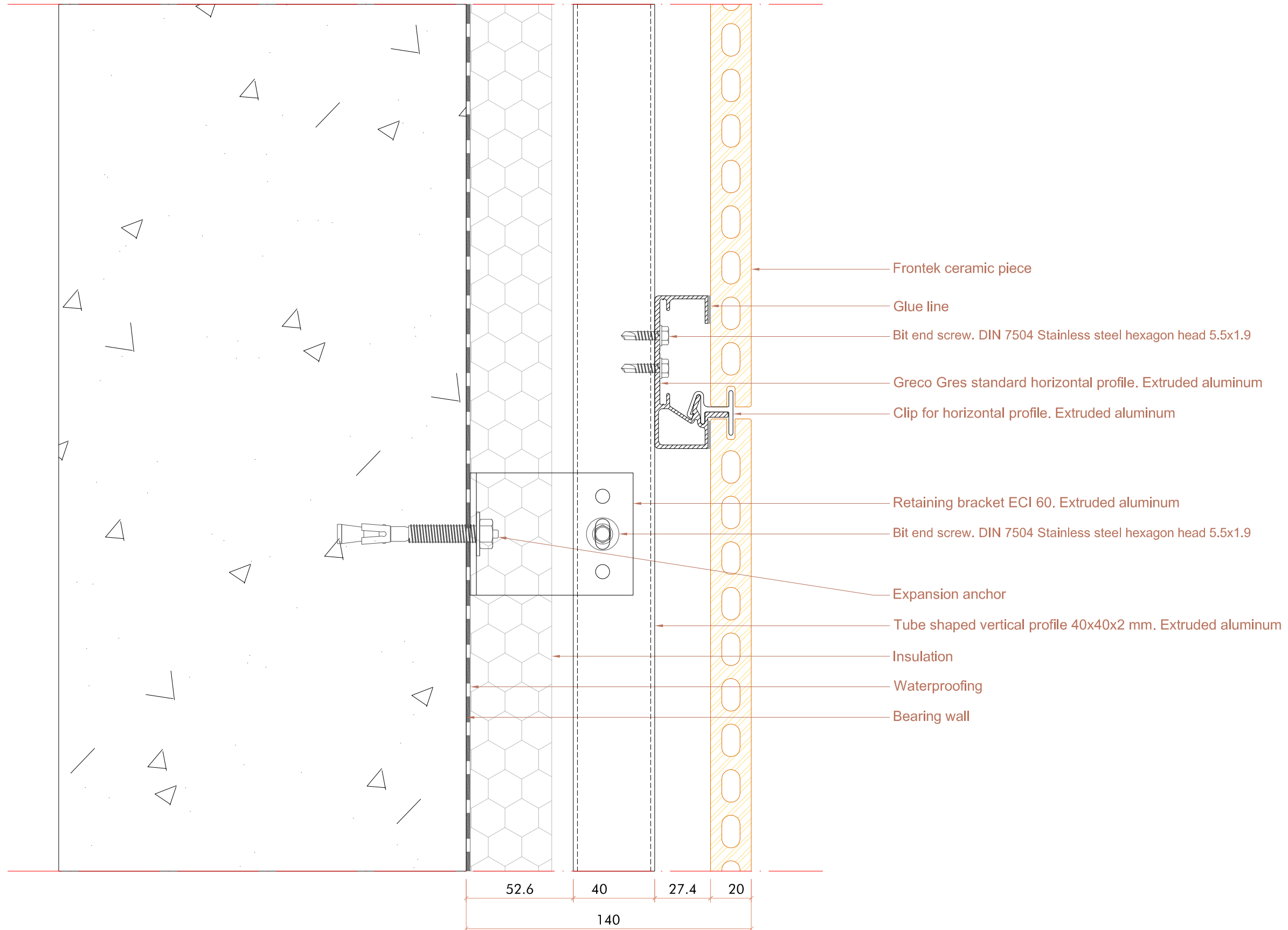


RETAINING BRACKET L = 60MM THICKNESS = 3MM



Super Plus System

VERTICAL SECTION.



frontek

· technologic ceramics ·

Shanghai: +86 021 5273 0108
 Guangzhou: +86 020 8944 7597
 info@frontekbuild.com

PROJECT -

CLIENT -

ARCHITECT -

CONSULTANT -

KEY PLAN/ELEVATION
 VERTICAL SECTION

DESIGN -

DRAWING BEATRIZ QUINTANA

REVIEW -

SCALE 1/20 SIZE A3

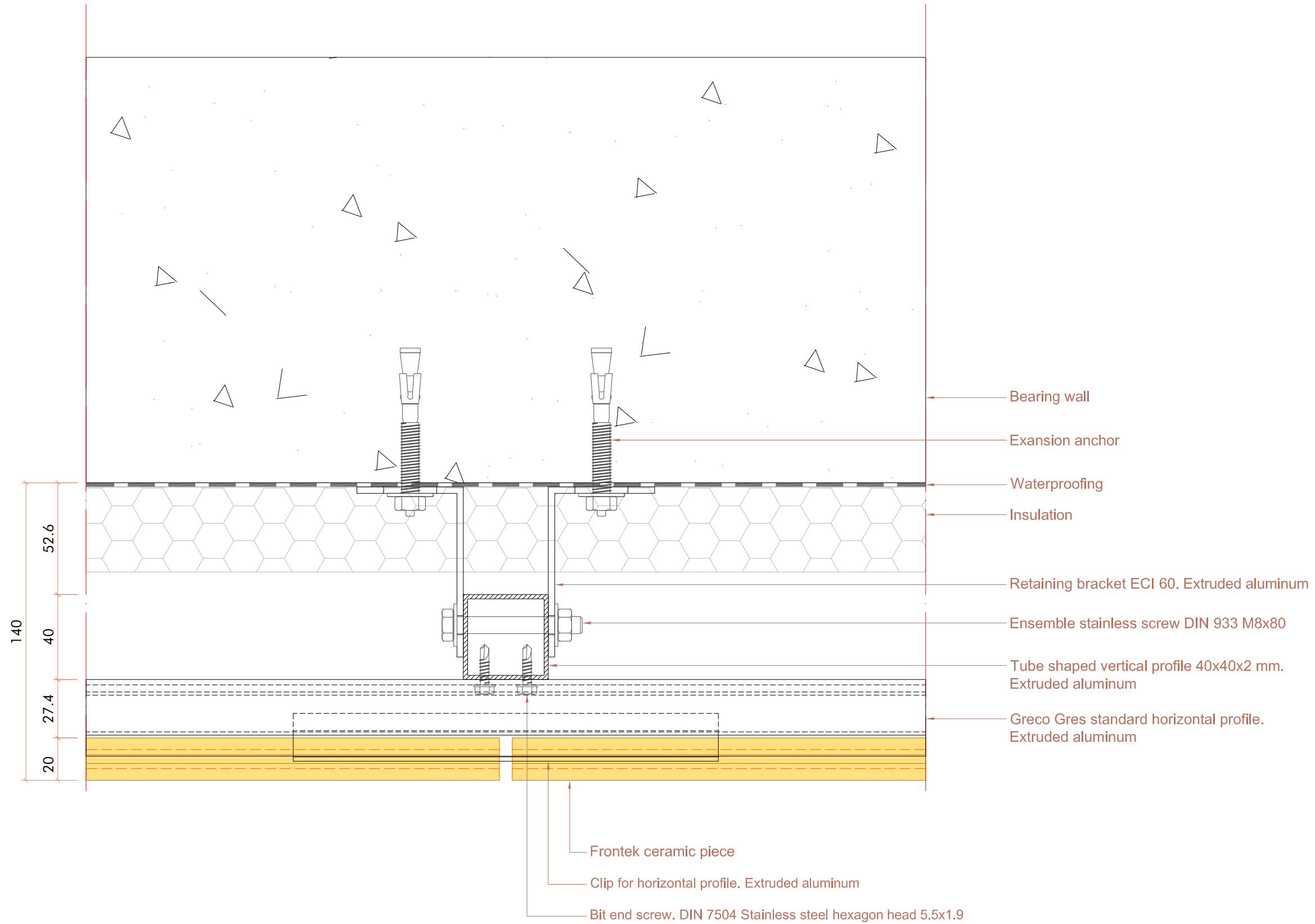
UNITS MM

SHEET 06-01-01

DATE 2015-05-05

Super Plus System

HORIZONTAL SECTION.



frontek

· technologic ceramics ·

Shanghai: +86 021 5273 0108
Guangzhou: +86 020 8944 7597
info@frontekbuild.com

PROJECT -

CLIENT -

ARCHITECT -

CONSULTANT -

KEY PLAN/ELEVATION
HORIZONTAL SECTION

DESIGN -

DRAWING BEATRIZ QUINTANA

REVIEW -

SCALE 1/20 SIZE A3

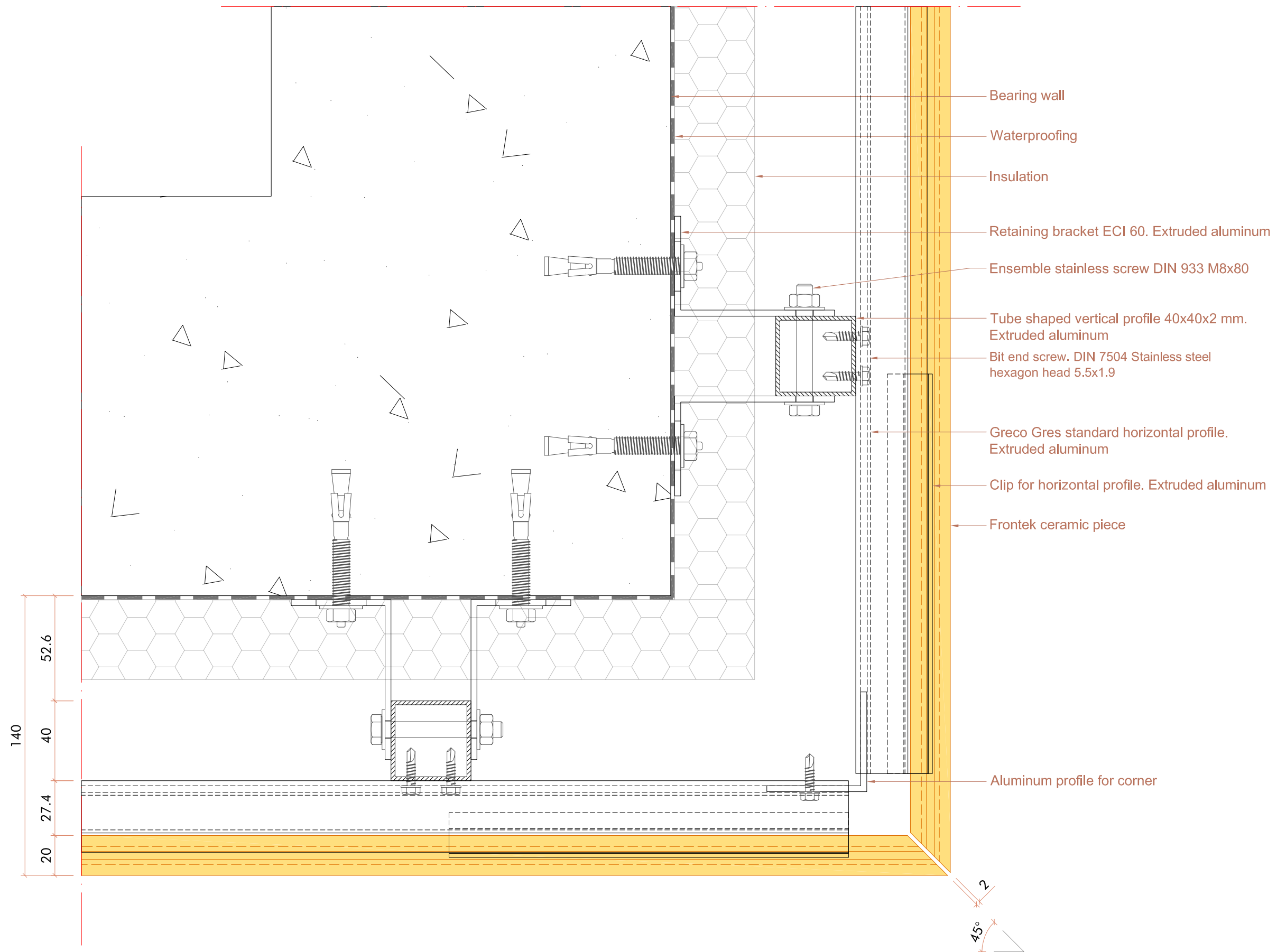
UNITS MM

SHEET 06-02-01

DATE 2015-05-05

Super Plus System

HORIZONTAL SECTION. OUTSIDE CORNER.
FRONTEK MITER CUT



frontek

· technologic ceramics ·

Shanghai: +86 021 5273 0108
Guangzhou: +86 020 8944 7597
info@frontekbuild.com

PROJECT -

CLIENT -

ARCHITECT -

CONSULTANT -

KEY PLAN/ELEVATION
HORIZONTAL SECTION.
OUTSIDE CORNER

DESIGN -

DRAWING BEATRIZ QUINTANA

REVIEW -

SCALE 1/20 SIZE A3

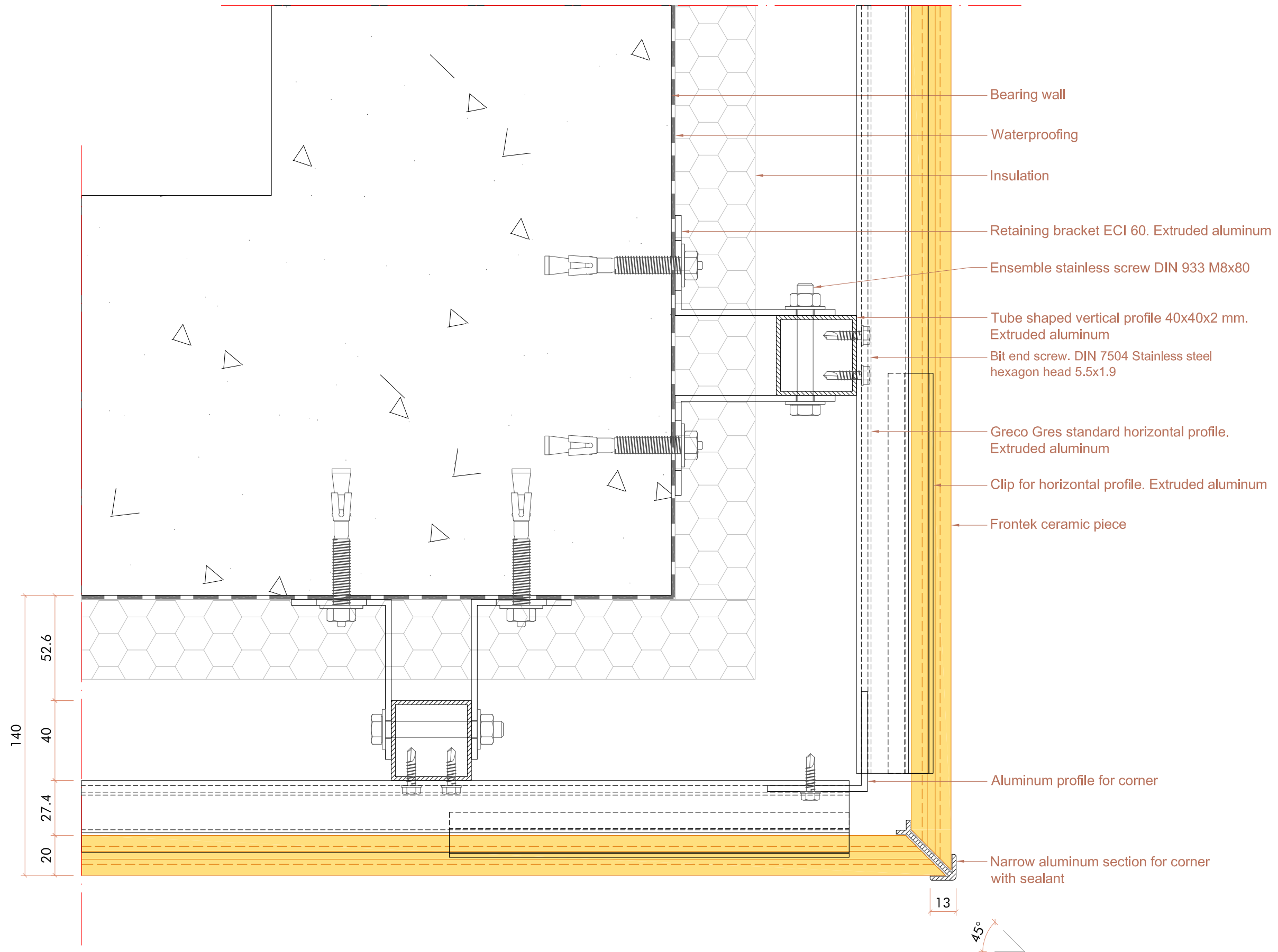
UNITS MM

SHEET 06-03-01

DATE 2015-05-05

Super Plus System

HORIZONTAL SECTION. OUTSIDE CORNER.
NARROW ALUMINUM CORNER PIECE



frontek
· technologic ceramics ·

Shanghai: +86 021 5273 0108
Guangzhou: +86 020 8944 7597
info@frontekbuild.com

PROJECT -

CLIENT -

ARCHITECT -

CONSULTANT -

KEY PLAN/ELEVATION
HORIZONTAL SECTION.
OUTSIDE CORNER

DESIGN -

DRAWING BEATRIZ QUINTANA

REVIEW -

SCALE 1/20 SIZE A3

UNITS MM

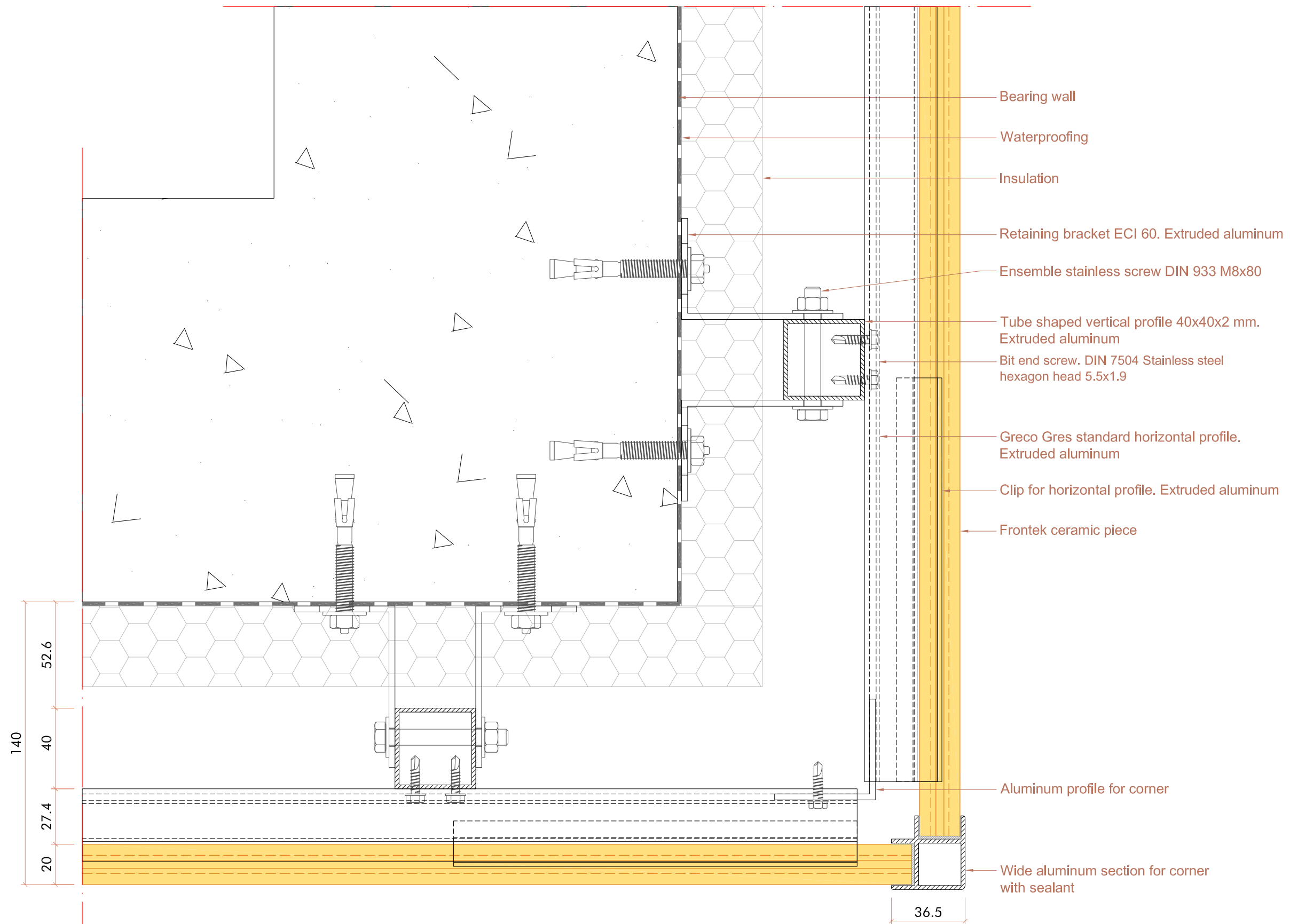
SHEET 06-03-02

DATE 2015-05-05

Super Plus System

HORIZONTAL SECTION. OUTSIDE CORNER.

WIDE ALUMINUM CORNER PIECE



frontek

· technologic ceramics ·

Shanghai: +86 021 5273 0108
Guangzhou: +86 020 8944 7597
info@frontekbuild.com

PROJECT -

CLIENT -

ARCHITECT -

CONSULTANT -

KEY PLAN/ELEVATION
HORIZONTAL SECTION.
OUTSIDE CORNER

DESIGN -

DRAWING BEATRIZ QUINTANA

REVIEW -

SCALE 1/20 SIZE A3

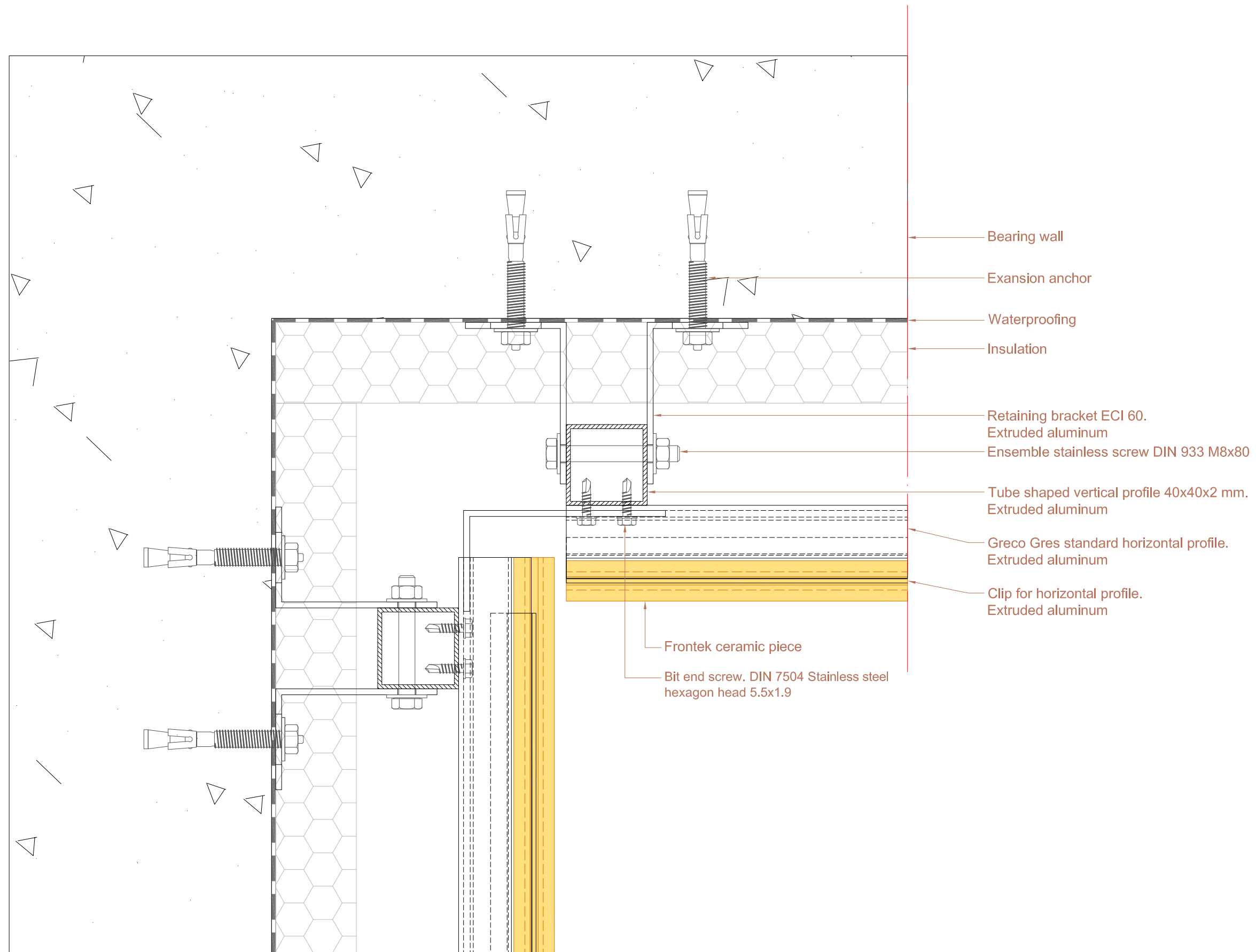
UNITS MM

SHEET 06-03-03

DATE 2015-05-05

Super Plus System

HORIZONTAL SECTION. INTERIOR CORNER.



frontek

· technologic ceramics ·

Shanghai: +86 021 5273 0108
Guangzhou: +86 020 8944 7597
info@frontekbuild.com

PROJECT -

CLIENT -

ARCHITECT -

CONSULTANT -

KEY PLAN/ELEVATION
HORIZONTAL SECTION.
INTERIOR CORNER

DESIGN -

DRAWING BEATRIZ QUINTANA

REVIEW -

SCALE 1/20 SIZE A3

UNITS MM

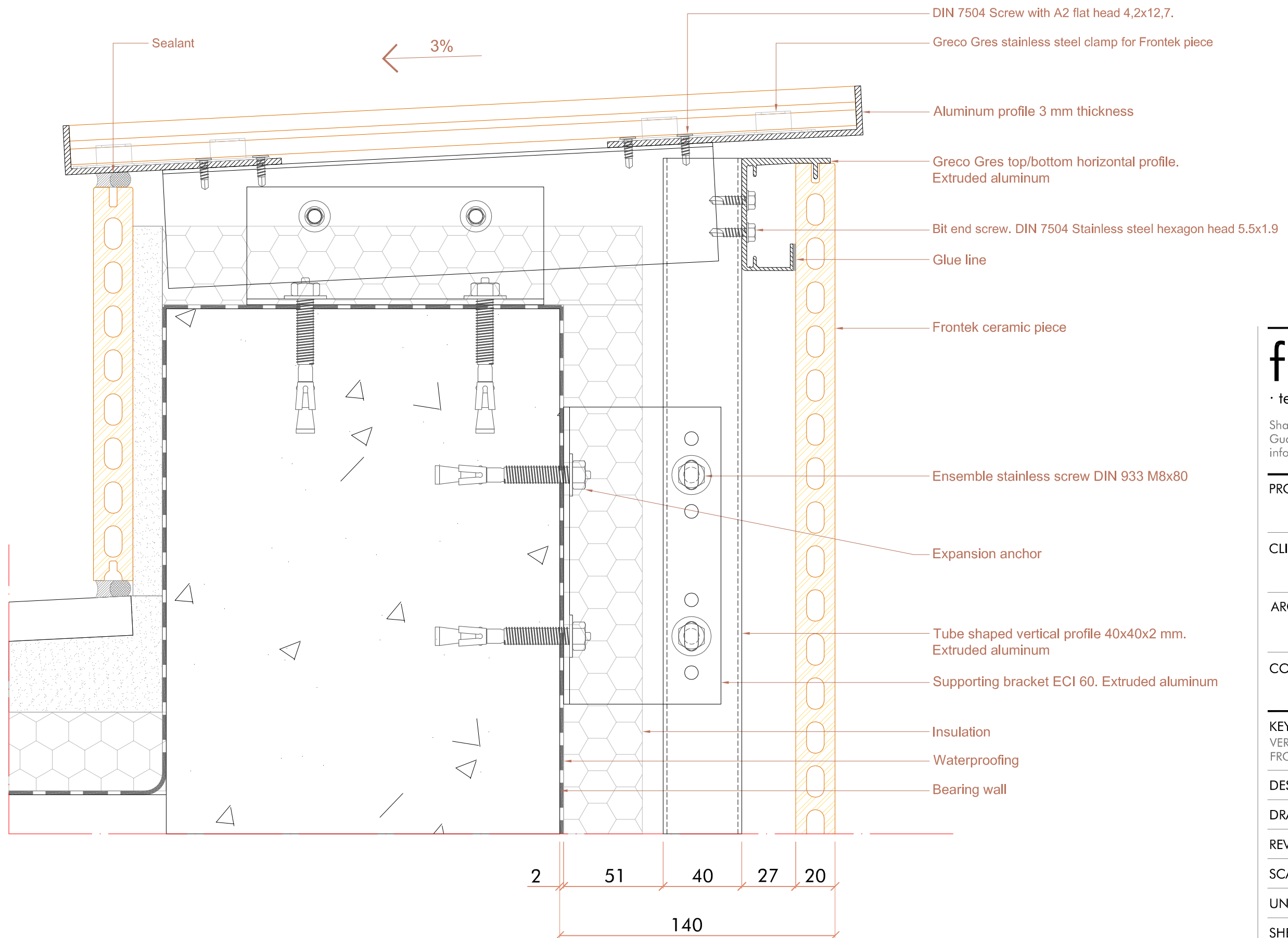
SHEET 06-03-04

DATE 2015-05-05

Super Plus System

VERTICAL SECTION. TOP CLADDING.

FRONTEK PANEL CLADDING



frontek

· technologic ceramics ·

Shanghai: +86 021 5273 0108
 Guangzhou: +86 020 8944 7597
 info@frontekbuild.com

PROJECT -

CLIENT -

ARCHITECT -

CONSULTANT -

KEY PLAN/ELEVATION
 VERTICAL SECTION. TOP
 FRONTEK CLADDING

DESIGN -

DRAWING BEATRIZ QUINTANA

REVIEW -

SCALE 1/20 SIZE A3

UNITS MM

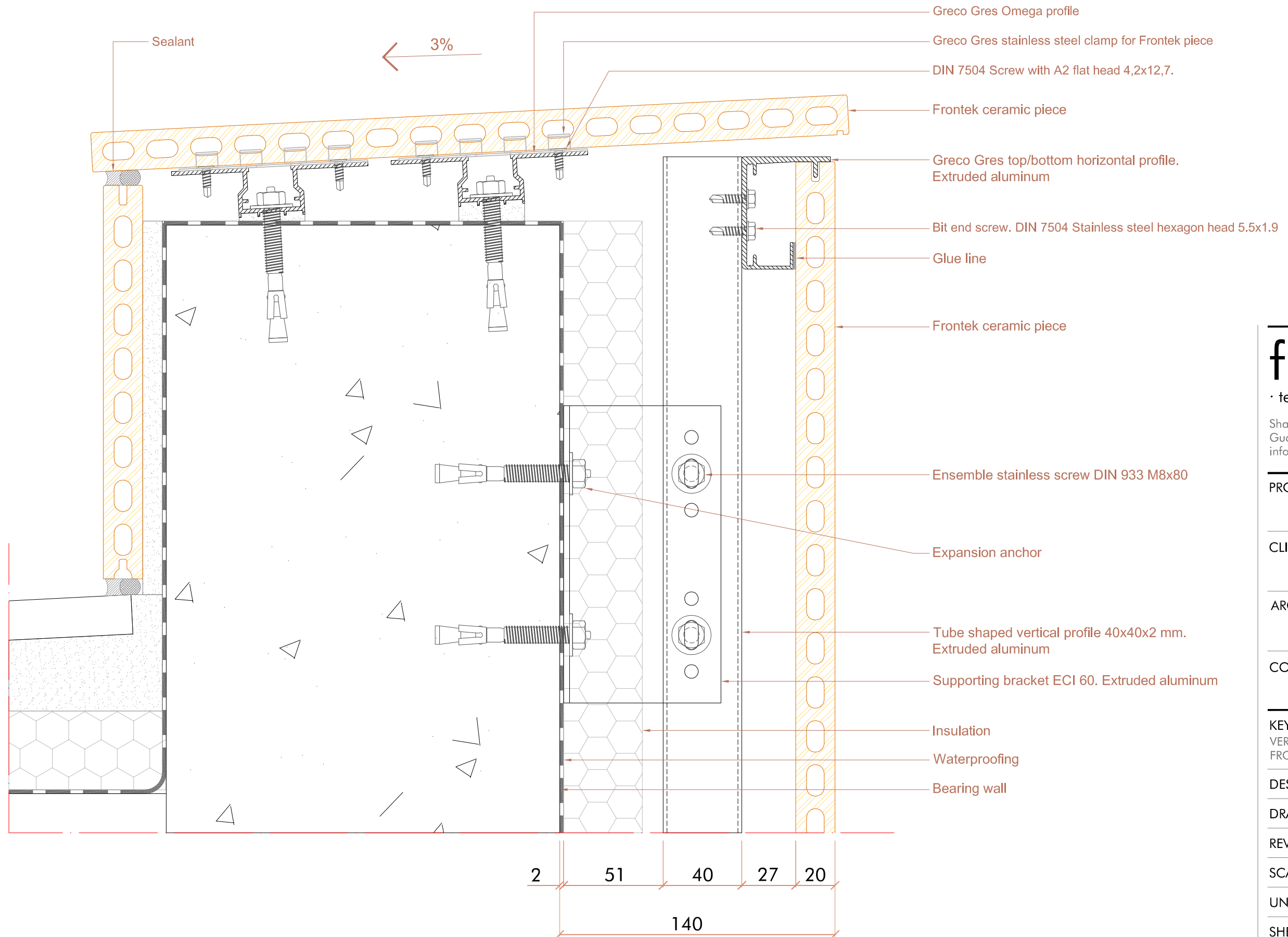
SHEET 06-04-01

DATE 2015-05-05

Super Plus System

VERTICAL SECTION. TOP CLADDING.

FRONTEK PANEL CLADDING



frontek
· technologic ceramics ·

Shanghai: +86 021 5273 0108
Guangzhou: +86 020 8944 7597
info@frontekbuild.com

PROJECT -

CLIENT -

ARCHITECT -

CONSULTANT -

KEY PLAN/ELEVATION
VERTICAL SECTION. TOP
FRONTEK CLADDING

DESIGN -

DRAWING BEATRIZ QUINTANA

REVIEW -

SCALE 1/20 SIZE A3

UNITS MM

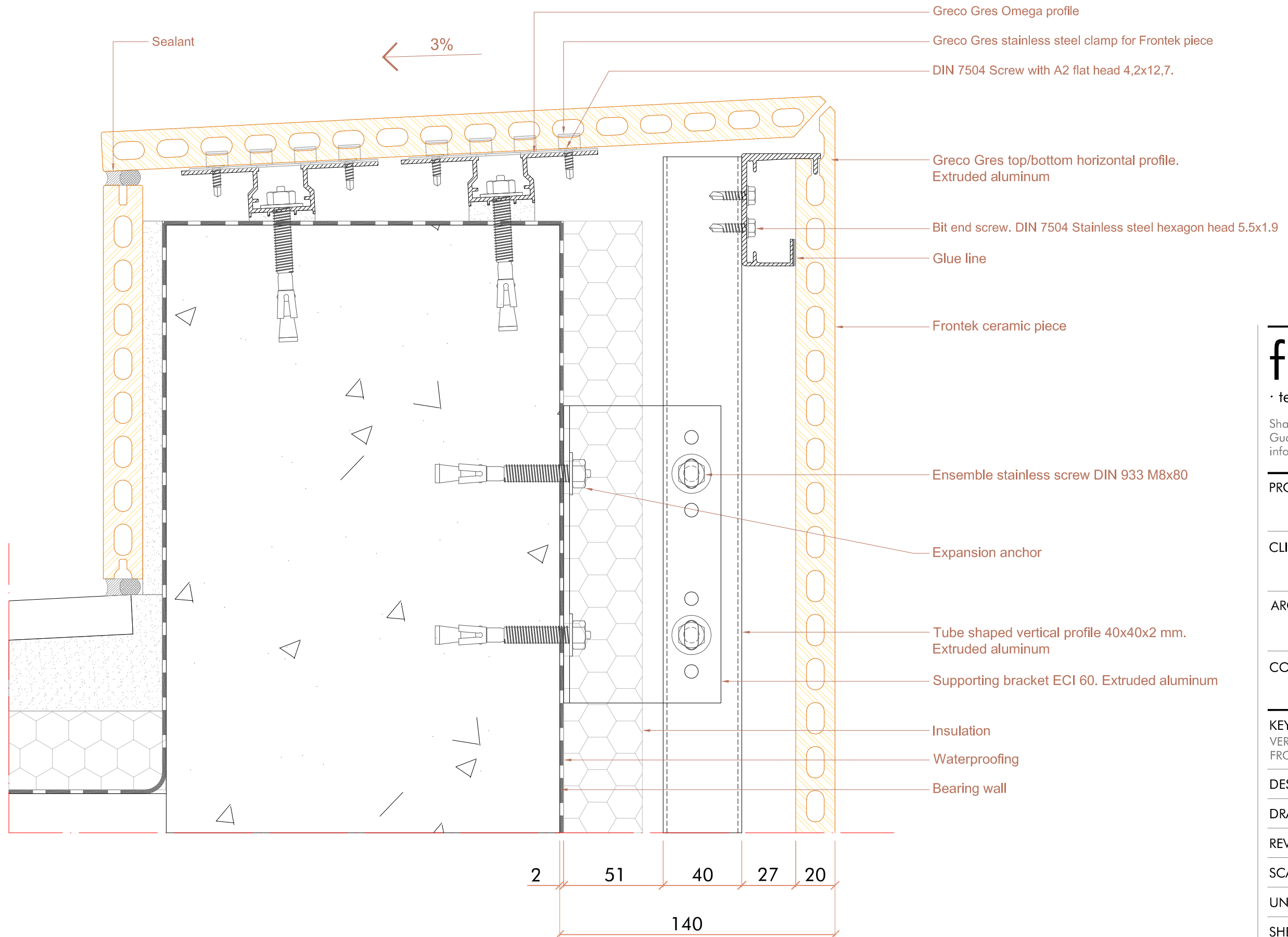
SHEET 06-04-02

DATE 2015-05-05

Super Plus System

VERTICAL SECTION. TOP CLADDING.

FRONTEK MITER CUT



frontek

· technologic ceramics ·

Shanghai: +86 021 5273 0108
 Guangzhou: +86 020 8944 7597
 info@frontekbuild.com

PROJECT -

CLIENT -

ARCHITECT -

CONSULTANT -

KEY PLAN/ELEVATION
 VERTICAL SECTION. TOP
 FRONTEK CLADDING

DESIGN -

DRAWING BEATRIZ QUINTANA

REVIEW -

SCALE 1/20 SIZE A3

UNITS MM

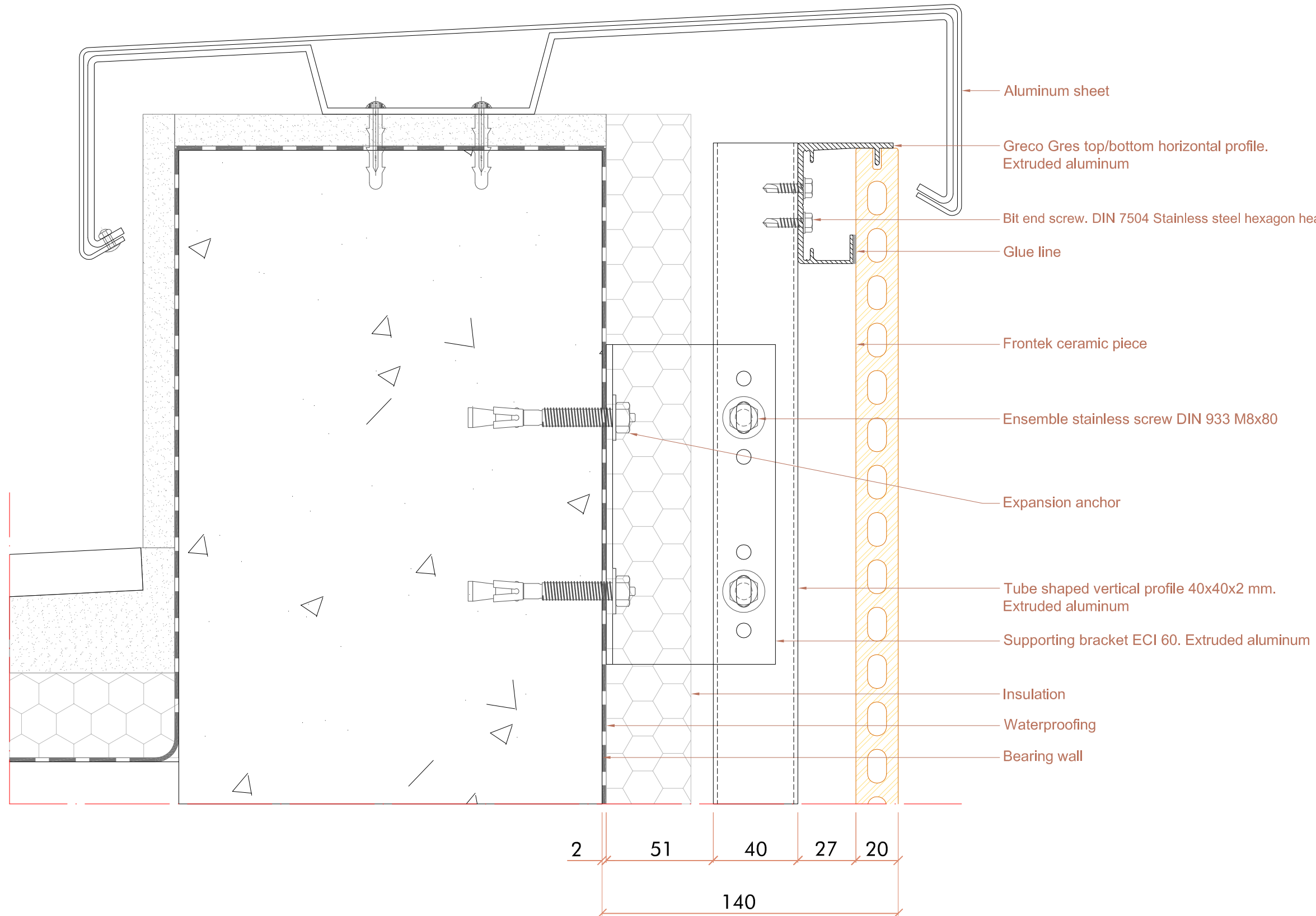
SHEET 06-04-03

DATE 2015-05-05

Super Plus System

VERTICAL SECTION. TOP CLADDING.

ALUMINUM CLADDING



Aluminum sheet

Greco Gres top/bottom horizontal profile.
Extruded aluminum

Bit end screw. DIN 7504 Stainless steel hexagon head 5.5x1.9

Glue line

Frontek ceramic piece

Ensemble stainless screw DIN 933 M8x80

Expansion anchor

Tube shaped vertical profile 40x40x2 mm.
Extruded aluminum

Supporting bracket ECI 60. Extruded aluminum

Insulation

Waterproofing

Bearing wall

2 51 40 27 20

140

frontek

· technologic ceramics ·

Shanghai: +86 021 5273 0108
Guangzhou: +86 020 8944 7597
info@frontekbuild.com

PROJECT -

CLIENT -

ARCHITECT -

CONSULTANT -

KEY PLAN/ELEVATION
VERTICAL SECTION. TOP
ALUMINIUM CLADDING

DESIGN -

DRAWING BEATRIZ QUINTANA

REVIEW -

SCALE 1/20 SIZE A3

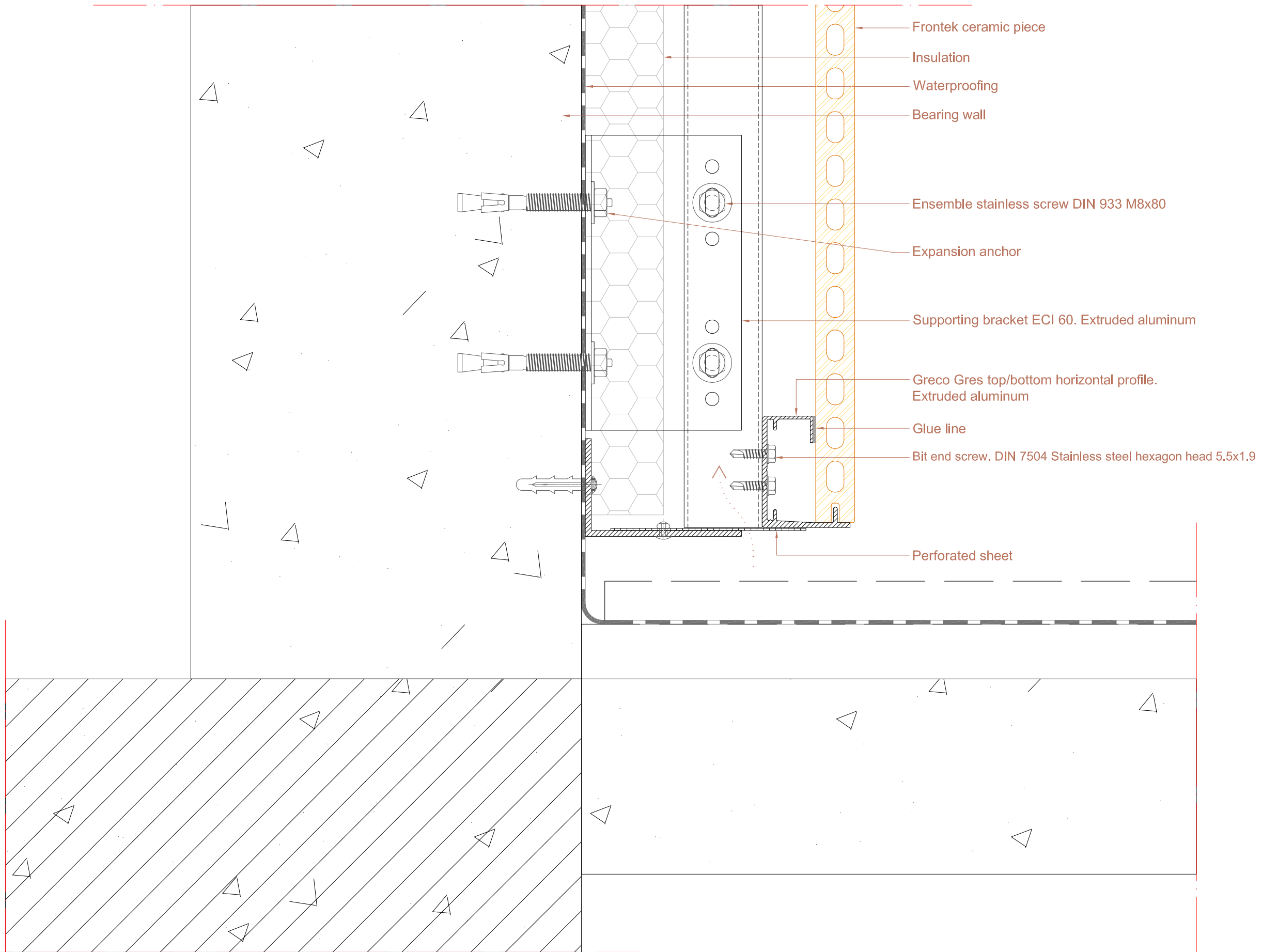
UNITS MM

SHEET 06-04-04

DATE 2015-05-05

Super Plus System

VERTICAL SECTION. BOTTOM.



frontek

· technologic ceramics ·

Shanghai: +86 021 5273 0108
Guangzhou: +86 020 8944 7597
info@frontekbuild.com

PROJECT -

CLIENT -

ARCHITECT -

CONSULTANT -

KEY PLAN/ELEVATION
VERTICAL SECTION. BOTTOM
FRONTEK FINISHING

DESIGN -

DRAWING BEATRIZ QUINTANA

REVIEW -

SCALE 1/20 SIZE A3

UNITS MM

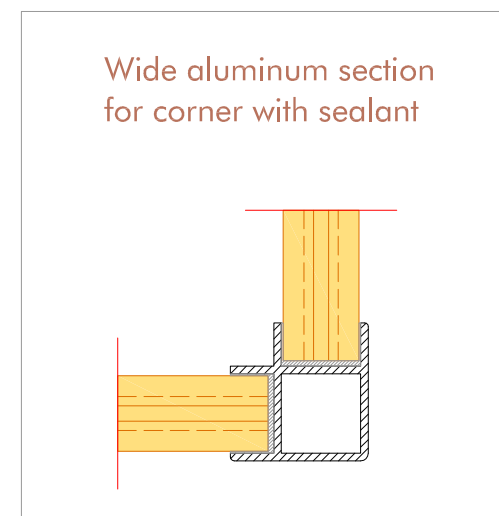
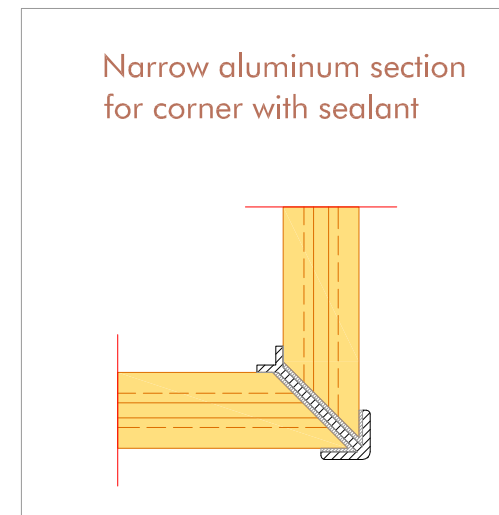
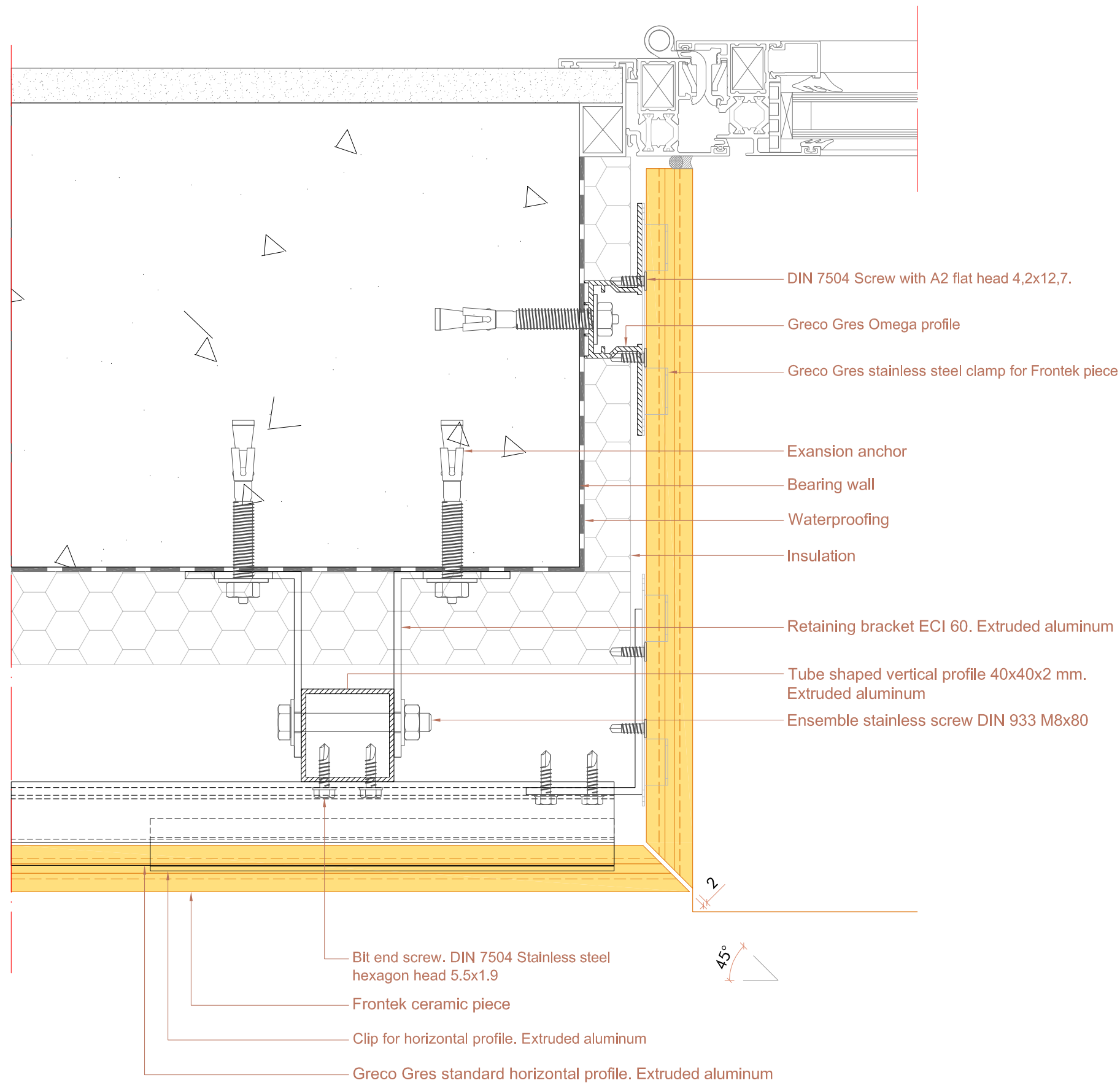
SHEET 06-05-01

DATE 2015-05-05

Super Plus System

HORIZONTAL SECTION. WINDOW

FRONTEK 45° CUT



frontek

· technologic ceramics ·

Shanghai: +86 021 5273 0108
Guangzhou: +86 020 8944 7597
info@frontekbuild.com

PROJECT -

CLIENT -

ARCHITECT -

CONSULTANT -

KEY PLAN/ELEVATION
HORIZ. SECTION. WINDOW
FRONTEK FINISHING

DESIGN -

DRAWING BEATRIZ QUINTANA

REVIEW -

SCALE 1/20 SIZE A3

UNITS MM

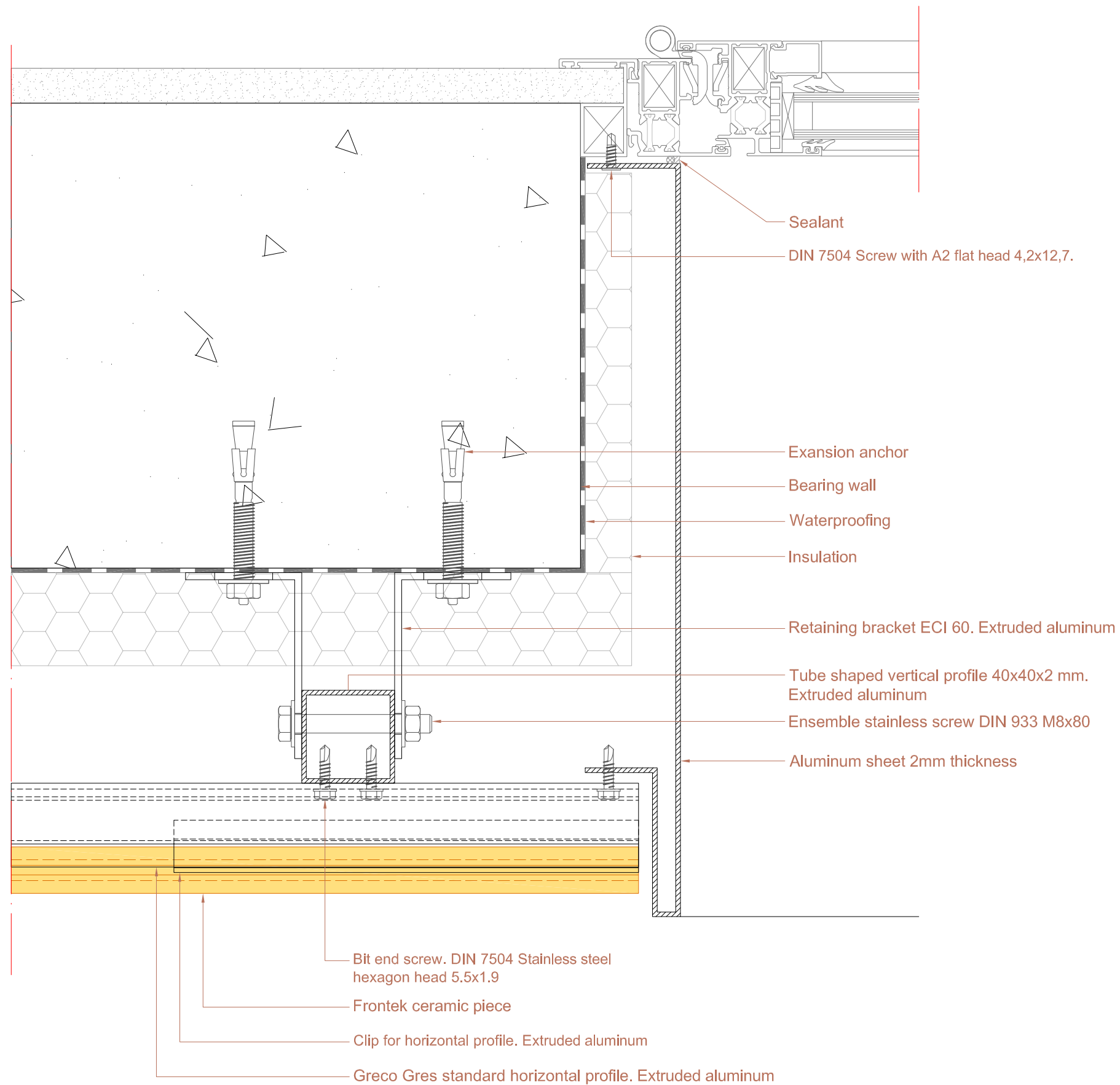
SHEET 06-06-01

DATE 2015-05-05

Super Plus System

HORIZONTAL SECTION. WINDOW

ALUMINUM FRAME



frontek

· technologic ceramics ·

Shanghai: +86 021 5273 0108
Guangzhou: +86 020 8944 7597
info@frontekbuild.com

PROJECT -

CLIENT -

ARCHITECT -

CONSULTANT -

KEY PLAN/ELEVATION
HORIZ. SECTION. WINDOW
ALUMINIUM FRAME

DESIGN -

DRAWING BEATRIZ QUINTANA

REVIEW -

SCALE 1/20 SIZE A3

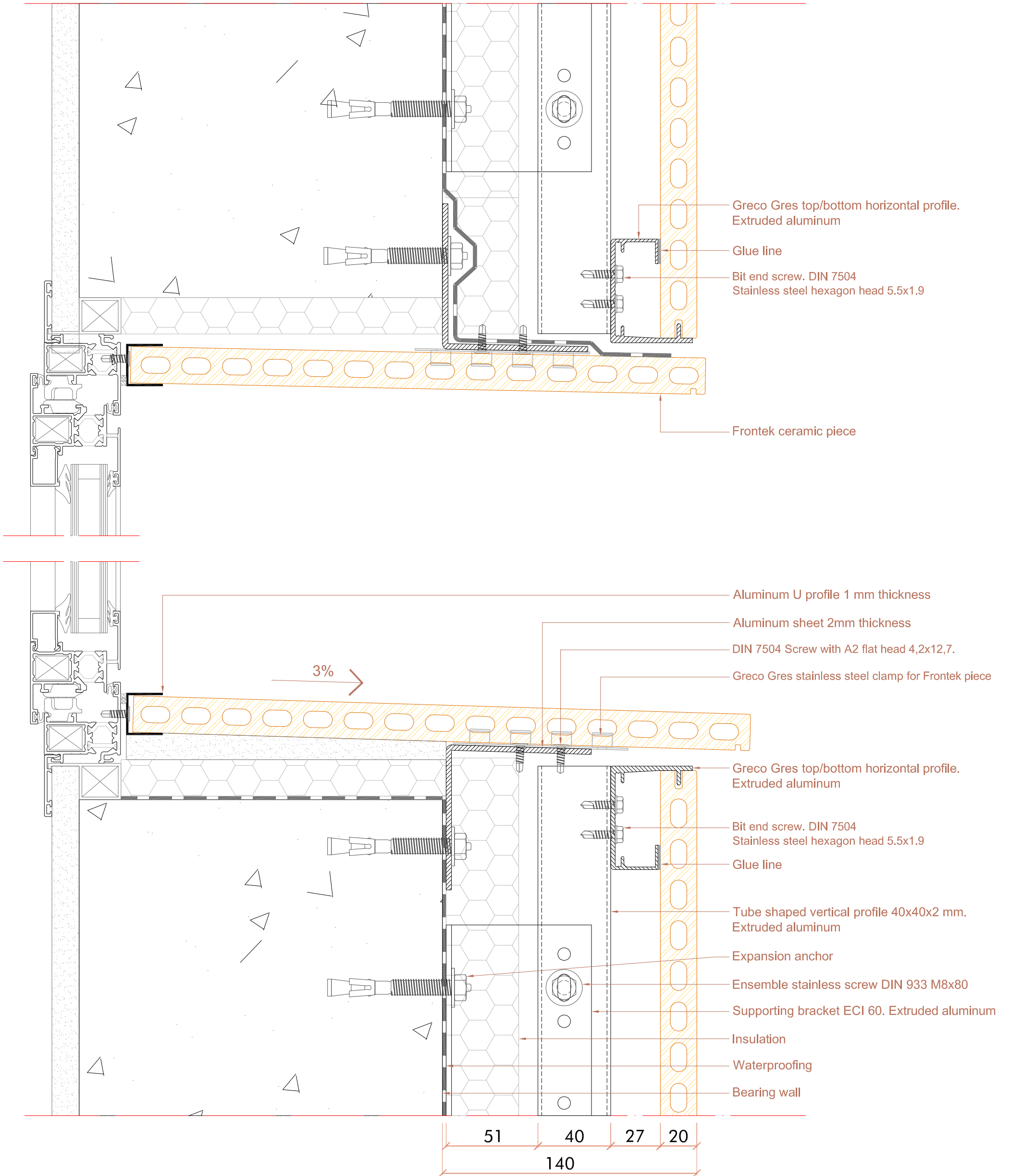
UNITS MM

SHEET 06-06-02

DATE 2015-05-05

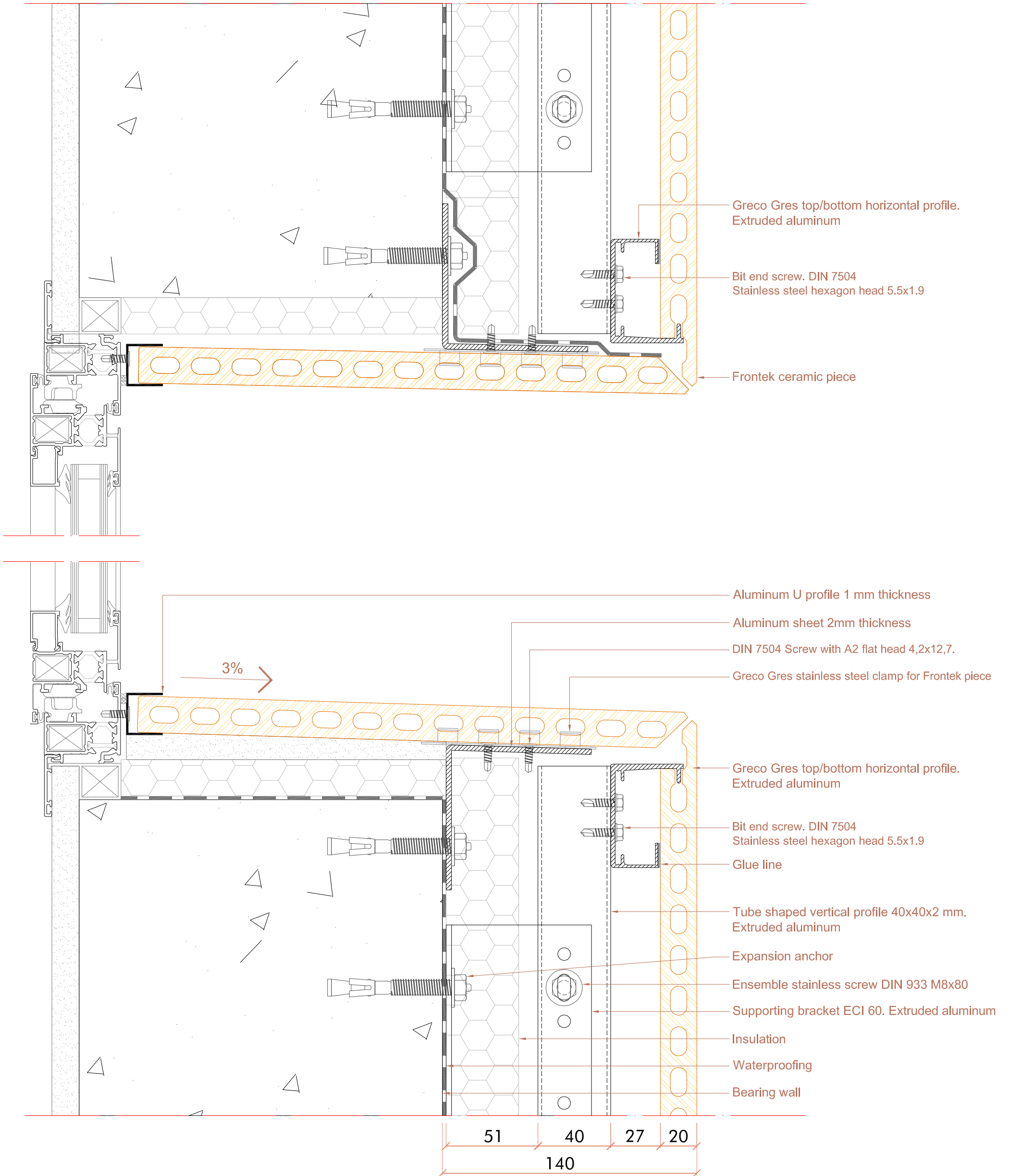
PROJECT	-
CLIENT	-
ARCHITECT	-
CONSULTANT	-
KEY PLAN/ELEVATION	VERTICAL SECTION. WINDOW FRONTEK CAPPING
DESIGN	-
DRAWING	BEATRIZ QUINTANA
REVIEW	-
SCALE	1/20
UNITS	MM
SHEET	06-07-01
DATE	2015-05-05

VERTICAL SECTION. WINDOW EDGEWISE FRONT EK PIECE



PROJECT	-
CLIENT	-
ARCHITECT	-
CONSULTANT	-
KEY PLAN/ELEVATION	VERTICAL SECTION. WINDOW FRONT-TEK CAPPING
DESIGN	-
DRAWING	BEATRIZ QUINTANA
REVIEW	-
SCALE	1/20
SIZE	A3
UNITS	MM
SHEET	06-07-02
DATE	2015-05-05

VERTICAL SECTION. WINDOW EDGEWISE FRONT-TEK PIECE



PROJECT	-
CLIENT	-
ARCHITECT	-
CONSULTANT	-
KEY PLAN/ELEVATION	VERTICAL SECTION. WINDOW ALUMINUM FINISHING
DESIGN	-
DRAWING	BEATRIZ QUINTANA
REVIEW	-
SCALE	1/20
SIZE	A3
UNITS	MM
SHEET	06-07-03
DATE	2015-05-05

VERTICAL SECTION. WINDOW ALUMINUM FINISHING

